

Enhancement of diffusive transport by non-equilibrium thermal fluctuations

Aleksandar Donev¹, John B Bell², Anton de la Fuente³
and Alejandro L Garcia³

¹ Courant Institute of Mathematical Sciences, New York University, New York, NY 10012, USA

² Center for Computational Science and Engineering, Lawrence Berkeley National Laboratory, Berkeley, CA 94720, USA

³ Department of Physics and Astronomy, San Jose State University, San Jose, CA 95192, USA

E-mail: donev@courant.nyu.edu, JBBell@lbl.gov, matonski@gmail.com and algarcia@algarcia.org

Received 10 May 2011

Accepted 3 June 2011

Published 22 June 2011

Online at stacks.iop.org/JSTAT/2011/P06014

[doi:10.1088/1742-5468/2011/06/P06014](https://doi.org/10.1088/1742-5468/2011/06/P06014)

Abstract. We study the contribution of advection by thermal velocity fluctuations to the effective diffusion coefficient in a mixture of two identical fluids. The steady-state diffusive flux in a finite system subject to a concentration gradient is enhanced because of long-range correlations between concentration fluctuations and fluctuations of the velocity parallel to the concentration gradient. The enhancement of the diffusive transport depends on the system size L and grows as $\ln(L/L_0)$ in quasi-two-dimensional systems, while in three dimensions it grows as $L_0^{-1} - L^{-1}$, where L_0 is a reference length. The predictions of a simple fluctuating hydrodynamics theory, closely related to second-order mode-mode coupling analysis, are compared to results from particle simulations and a finite-volume solver and excellent agreement is observed. We elucidate the direct connection to the long-time tail of the velocity autocorrelation function in finite systems, as well as finite-size corrections employed in molecular dynamics calculations. Our results conclusively demonstrate that the nonlinear advective terms need to be retained in the equations of fluctuating hydrodynamics when modeling transport in small-scale finite systems.

Keywords: hydrodynamic fluctuations, diffusion, molecular dynamics, rarefied gas dynamics

ArXiv ePrint: [1103.5244](https://arxiv.org/abs/1103.5244)

Contents

1. Introduction	2
2. Fluctuating hydrodynamics	6
2.1. Fluctuation-enhanced diffusion coefficient	7
2.1.1. Two dimensions.	9
2.1.2. Three dimensions.	10
3. Particle simulations	10
3.1. Static structure factor	11
3.2. Fluctuation-enhanced diffusion coefficient	12
3.2.1. Corrections due to finite height.	15
3.2.2. Renormalized diffusion coefficient.	18
4. Connections to earlier work	19
4.1. Relation to long-time tails	20
4.2. Self-consistent theory	21
5. Conclusions and future directions	23
Acknowledgments	24
Appendix: Estimates of the diffusion enhancement	24
References	25

1. Introduction

Thermal fluctuations in non-equilibrium systems in which a constant (temperature, concentration, velocity) gradient is imposed externally exhibit remarkable behavior compared to equilibrium systems. Most notably, external gradients can lead to enhancement of thermal fluctuations and to long-range correlations between fluctuations [1]–[5]. This phenomenon can be illustrated by considering concentration fluctuations in an isothermal mixture of two miscible fluids, subjected to a macroscopic concentration gradient ∇c . The solution of the linearized equations of fluctuating hydrodynamics shows that concentration and density fluctuations exhibit long-range correlations, leading to a power-law divergence of the static structure factors for small wavenumbers k . When the species have different molecular masses and gravity \mathbf{g} is present, the analysis predicts that fluctuations at wavenumbers below $k_g \sim (\mathbf{g} \cdot \nabla c)^{1/4}$ are suppressed [6]–[11], where c is the mass concentration of the heavier species. Similar conclusions hold for fluctuations in a single-component fluid subject to a stabilizing temperature gradient [12].

It is important to emphasize that this enhancement of large-scale (small wavenumber) concentration fluctuations occurs because of the non-equilibrium setting, and not because of the concentration gradient itself. Specifically, the enhancement is related to the dissipative flux through the system [13], which is zero at thermodynamic equilibrium. The

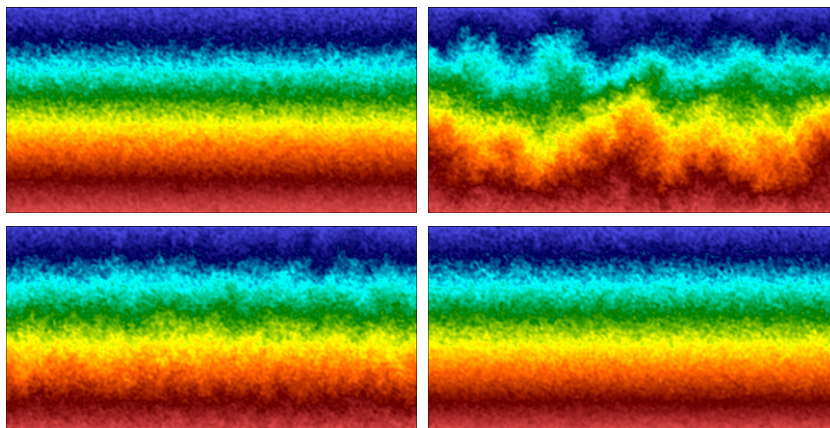


Figure 1. Snapshot of the local concentration for a mixture of two ideal gases in a quasi-two-dimensional system, as obtained from a long run of a compressible finite-volume solver which includes thermal fluctuations [14], with constant-temperature walls placed at the top and bottom boundary. The particles of species 1 (red end of the color scale) are four times heavier than particles of species 2 (blue end of the color scale), and all systems are in mechanical equilibrium (i.e. the gravity force is balanced by the pressure gradient). (Top left panel) A system at equilibrium, in the presence of gravity g_0 , with the heavier particles sedimenting toward the bottom according to the equilibrium Gibbs–Boltzmann distribution. (Top right panel) No gravity but a similar non-equilibrium concentration profile as in the top left panel is imposed via Dirichlet boundary conditions at the top and bottom walls, showing giant concentration fluctuations. (Bottom left panel) The same boundary conditions for the concentration are imposed as in the top right panel, but with gravity $g = 0.1 g_0$, showing a suppression of the large-scale giant fluctuations. (Bottom right panel) The same boundary conditions for the concentration are imposed as in the top right panel, but with the same gravity $g = g_0$ as in the top left panel, showing no enhancement of the fluctuations.

top left panel of figure 1 shows a snapshot of the concentration field for a two-dimensional system in thermodynamic equilibrium in which there is a concentration gradient because of the sedimentation of the heavier species due to gravity, but no enhancement of the fluctuations. By comparison, the top right panel of the figure shows a non-equilibrium system with similar parameters but with an externally imposed concentration gradient (via the top and bottom wall boundary conditions) and no gravity, revealing much-enhanced fluctuations (noise) and large-scale features (clumping). If gravity is included in addition to the external gradient, the total diffusive flux is reduced and large-scale fluctuations (wavenumber $k \lesssim k_g$) are suppressed, as shown in the bottom left panel of figure 1. In fact, if the same gravity as in the equilibrium case is imposed in addition to the external gradient, the total diffusive flux is essentially zero and the system is close to equilibrium again, giving no visible enhancement of the concentration fluctuations over the equilibrium case, as shown in the bottom right panel of figure 1. These illustrative numerical results were obtained using a finite-volume solver for compressible fluctuating hydrodynamics [14].

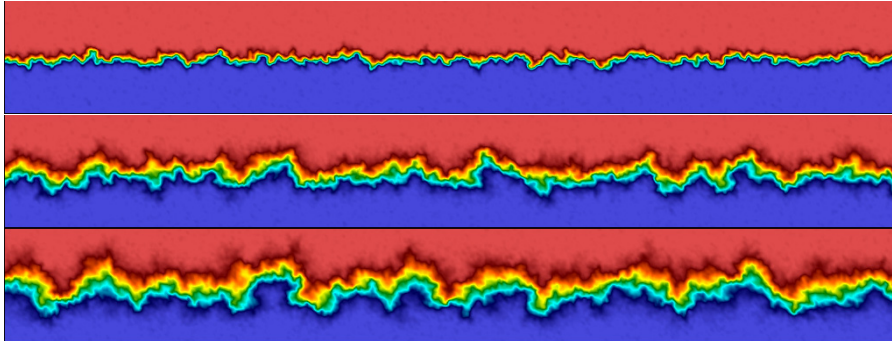


Figure 2. The rough diffusive interface between two miscible fluids at three points in time (top to bottom), starting from an initially perfectly flat interface (phase-separated system), without gravity. Compare with the top right panel in figure 1.

The enhancement of concentration fluctuations is even more dramatic if the concentration gradient is at an interface, as in the study of the early stages of diffusive mixing between initially separated fluid components. As illustrated in figure 2, the interface between the fluids, instead of remaining flat, develops large-scale roughness that reaches a pronounced maximum until gravity or boundary effects intervene. These giant fluctuations [7, 12, 15] during free diffusive mixing have been observed using light scattering and shadowgraphy techniques [6], [8]–[11], finding good but imperfect agreement between the predictions of a simplified fluctuating hydrodynamic theory and experiments. In the absence of gravity, the density mismatch between the two fluids does not change the qualitative nature of the non-equilibrium fluctuations, and in this work we focus on the case of two dynamically identical fluids.

The giant fluctuation phenomenon arises because of the appearance of long-range correlations between concentration and velocity fluctuations in the presence of a concentration gradient. Based on nonlinear fluctuating hydrodynamic theory, it has been predicted that these correlations give rise to fluctuation-renormalized transport coefficients at larger scales [16]–[18]. However, the predicted contribution from fluctuations to transport at mesoscopic and macroscopic scales has only recently been computationally observed and reported by the authors [19]. This paper presents a detailed exposition of both the theoretical prediction for the enhancement of diffusion and the numerical simulations verifying these predictions. In particular, it is important to understand how the effective transport coefficients depend on the length scale of observation. This length scale may be related to the length Δx of the finite-volume cells used in a fluctuating hydrodynamic solver, or it may be related to the physical dimensions of a finite system such as a nanochannel transporting liquid or a nanowire transporting heat.

We consider diffusion in a mixture of dynamically identical but labeled (as components 1 and 2) fluids [20] enclosed in a box of lengths $L_x \times L_y \times L_z$, in the absence of gravity. Periodic boundary conditions are applied in the x (horizontal) and z (depth) directions, and impermeable constant-temperature walls are placed at the top and bottom boundaries. A concentration gradient $\nabla \bar{c} = (c_T - c_B)/L_y$ is imposed along the y axes by enforcing a constant mass concentration c_T at the top wall and c_B at the bottom

wall. Because the fluids are identical, concentration does not affect the fluid properties, and the dynamics of the density, temperature and velocity fluctuations remains as in thermodynamic equilibrium. In this sense, concentration is passively transported by thermal fluctuations, analogous to diffusion of a passive tracer in a turbulent velocity field [21, 22]. Note that for large L_y the mass flux will be proportional to the self-diffusion coefficient of a tagged particle, independent of the magnitude of the gradient [20].

Since species are not changed in particle collisions, the diffusive transport of particle label (concentration) can only occur via advective motion of the particles between collisions. Kinetic theory shows that at steady state the particles of a given species (denoted either with a subscript or with a parenthesis superscript) have a non-zero macroscopic momentum density $\bar{\mathbf{j}}_1 = \bar{\rho}_1 \bar{\mathbf{v}}_1 = -\bar{\mathbf{j}}_2 = -\bar{\rho}_2 \bar{\mathbf{v}}_2$, where ρ denotes density and \mathbf{v} velocity. If the labeling of the species is ignored, the system is at equilibrium and the overall center-of-mass velocity vanishes, $\bar{\mathbf{v}} = \bar{c} \bar{\mathbf{v}}_1 + (1 - \bar{c}) \bar{\mathbf{v}}_2 = \mathbf{0}$. More detailed kinetic theory [23, 24] shows that the inter-species velocity $\bar{\mathbf{v}}_{12} = \bar{\mathbf{v}}_1 - \bar{\mathbf{v}}_2$ quickly relaxes to its equilibrium value:

$$\bar{\mathbf{v}}_{12} = -\frac{\chi(\nabla \bar{c})}{\bar{c}(1 - \bar{c})}, \quad (1)$$

giving the Fickian diffusive flux for the mass concentration $c = \rho_1/\rho$ [23]:

$$\bar{\mathbf{j}}_1 = \bar{\rho}_1 \bar{\mathbf{v}}_1 = \rho_1 \bar{\mathbf{v}} - \bar{\rho} \chi(\nabla \bar{c}) = -\bar{\rho} \chi(\nabla \bar{c}),$$

where χ is the mass diffusion coefficient. The local fluctuations around the macroscopic mean, $\rho_1 = \bar{\rho}_1 + \delta\rho_1$ and $\mathbf{v}_1 = \bar{\mathbf{v}}_1 + \delta\mathbf{v}_1$, can also make a non-trivial contribution to the average mass flux

$$\langle \mathbf{j}_1 \rangle = \langle \rho_1 \mathbf{v}_1 \rangle = -\bar{\rho} \chi(\nabla \bar{c}) + \langle (\delta\rho_1)(\delta\mathbf{v}_1) \rangle, \quad (2)$$

if they are correlated, which in fact they are in the presence of a concentration gradient.

The fluctuating hydrodynamics formalism [5, 25] is the most direct way to calculate steady-state correlations between hydrodynamic variables, especially if a spatial Fourier transform is used to separate different wavenumbers. Converting the correlations from Fourier to real space requires integrating over all wavenumbers, which gives qualitatively different results in two and three dimensions, as detailed in section 2. In two dimensions the average mass flux, or effective diffusion coefficient, is found to grow logarithmically with system size, while in three dimensions an asymptotic ‘macroscopic’ value is reached for sufficiently large systems.

As seen from (2), the correlation that is needed is that between the density and velocity of a given species, $\delta\rho_1$ and $\delta\mathbf{v}_1$. However, in the standard ‘single-fluid’ hydrodynamic description of mixtures, unlike the little-understood ‘two-fluid’ models [23, 24], the individual species velocity \mathbf{v}_1 (or, equivalently, \mathbf{v}_{12}) is not maintained as an independent variable and instead only the center-of-mass velocity \mathbf{v} appears [5]. In section 3 we report results from simulations based on the direct simulation Monte Carlo (DSMC) particle method [26, 27], in which we calculate the spectral correlations between $\delta\rho_1$ and $\delta\mathbf{v}_1$ and also the mass flux. The results presented in section 3.1 indicate that the correlation between $\delta\rho_1$ and $\delta\mathbf{v}_1$ is well approximated by the prediction of the incompressible single-fluid theory presented in section 2. The effective diffusion coefficient is found to increase with system size in accordance with the theory as well, as detailed

in section 3.2. For systems with aspect ratio close to unity the use of the periodic (Fourier-based) theory is not appropriate and the proper boundary conditions ought to be taken into account, as we do by using a recently developed compressible finite-volume solver [14] in section 3.2.1. Very good agreement is observed between the finite-volume simulations and the particle results over a broad range of system sizes, once the local diffusion coefficient that appears in the equations of fluctuating hydrodynamics is adjusted to match particle data for a chosen reference system. This locally renormalized diffusion coefficient is also measured in the particle simulations and found to match the theoretical predictions reasonably well, as discussed in section 3.2.2.

The present paper builds on an extensive prior literature on the renormalization of the diffusion coefficient by hydrodynamic fluctuations and interactions. In section 4 we discuss connections to prior work in more detail, and find that several different theoretical approaches produce the same results as the very simple, intuitive, yet extensible fluctuating hydrodynamic theory. In particular, we compare to previous mode–mode coupling theories of the long-time tails in the velocity autocorrelation function, as well as to theories of finite-size effects on diffusion in periodic systems. Furthermore, in section 4.1 we re-examine existing data from hard-disc molecular dynamics simulations. We find that the simple theory describes the system-size dependence of the long-time diffusion coefficient of hard discs as well, confirming that the phenomenon we study is a generic property of particle fluids and not an artifact of DSMC. For large system sizes, however, we find that a more sophisticated self-consistent theory is necessary and make some preliminary attempts at an explicit self-consistent calculation in both two and three dimensions, before offering concluding remarks and discussing future research directions.

2. Fluctuating hydrodynamics

At mesoscopic scales the hydrodynamic behavior of fluids can be described with continuum stochastic PDEs of the Langevin type [28, 29]. Thermal fluctuations enter as random forcing terms in the Landau–Lifshitz Navier–Stokes (LLNS) equations of fluctuating hydrodynamics [25, 30]. For a mixture of two identical fluids, neglecting viscous heating, the compressible LLNS equations are [5, 31]

$$\begin{aligned}
 D_t \rho &= -\rho(\nabla \cdot \mathbf{v}) \\
 \rho(D_t \mathbf{v}) &= -\nabla P + \nabla \cdot (\eta \bar{\nabla} \mathbf{v} + \Sigma) \\
 \rho c_v(D_t T) &= -P(\nabla \cdot \mathbf{v}) + \nabla \cdot (\kappa \nabla T + \Xi) \\
 \rho(D_t c) &= \nabla \cdot [\rho \chi(\nabla c) + \Psi],
 \end{aligned} \tag{3}$$

where $D_t \square = \partial_t \square + \mathbf{v} \cdot \nabla(\square)$ is the advective derivative, $\bar{\nabla} \mathbf{v} = (\nabla \mathbf{v} + \nabla \mathbf{v}^T) - 2(\nabla \cdot \mathbf{v})\mathbf{I}/3$, and the pressure is $P = \rho(k_B T/m) = \rho c_T^2$, where c_T is the isothermal speed of sound. The viscosity η , thermal conductivity κ and the mass diffusion coefficient χ may in general depend on the state. The capital Greek letters denote stochastic fluxes that are modeled as white-noise random Gaussian tensor and vector fields, with amplitudes determined from the fluctuation–dissipation balance principle [32]:

$$\Sigma = \sqrt{2\eta k_B T} \mathcal{W}, \quad \Psi = \sqrt{2m\chi\rho c(1-c)} \tilde{\mathcal{W}}, \quad \text{and} \quad \Xi = T\sqrt{2\kappa k_B} \check{\mathcal{W}} \tag{4}$$

where m is the fluid particle mass, and \mathcal{W} , $\widetilde{\mathcal{W}}$ and $\check{\mathcal{W}}$ are white-noise random Gaussian tensor and vector fields with covariance

$$\begin{aligned}\langle \mathcal{W}_{ij}(\mathbf{r}, t) \mathcal{W}_{kl}(\mathbf{r}', t') \rangle &= (\delta_{ik} \delta_{jl} + \delta_{il} \delta_{jk} - 2\delta_{ij} \delta_{kl}/3) \delta(t - t') \delta(\mathbf{r} - \mathbf{r}'), \\ \langle \widetilde{\mathcal{W}}_i(\mathbf{r}, t) \widetilde{\mathcal{W}}_j(\mathbf{r}', t') \rangle &= \langle \check{\mathcal{W}}_i(\mathbf{r}, t) \check{\mathcal{W}}_j(\mathbf{r}', t') \rangle = (\delta_{ij}) \delta(t - t') \delta(\mathbf{r} - \mathbf{r}').\end{aligned}$$

The same covariance expressions apply in the Fourier domain as well if position \mathbf{r} is replaced by wavevector \mathbf{k} , and $\langle \mathcal{W}_\alpha \mathcal{W}_\beta \rangle$ is replaced by $\langle \mathcal{W}_\alpha \mathcal{W}_\beta^* \rangle$, where the star denotes complex conjugate (more generally, we denote an adjoint of a matrix or linear operator by a star).

In addition to the usual Fickian contribution, the flux in equation (3) for $c = \bar{c} + \delta c$ includes advection by the fluctuating velocities, $\mathbf{v} = \bar{\mathbf{v}} + \delta \mathbf{v} = \delta \mathbf{v}$. Ignoring density fluctuations

$$\partial_t(\delta c) + (\delta \mathbf{v}) \cdot (\nabla \bar{c}) = \nabla \cdot [\chi \nabla(\delta c) - (\delta c)(\delta \mathbf{v})] + \rho^{-1}(\nabla \cdot \Psi). \quad (5)$$

Interpreting the nonlinear stochastic partial differential equation (SPDE) (5) requires some form of regularization (smoothing) of the stochastic forcing, usually approached using a perturbative approach [16]–[18], [33]. To leading order, we can approximate the advective contribution to the average diffusive mass flux, using the solution of the linearized equations of fluctuating hydrodynamics, which can be given a precise meaning [34]. Specifically, we anticipate a relation of the form

$$-\langle (\delta c)(\delta \mathbf{v}) \rangle \approx -\langle (\delta c)(\delta \mathbf{v}) \rangle_{\text{linear}} = (\Delta \chi) \nabla \bar{c},$$

leading to an effective diffusion coefficient $\chi_{\text{eff}} = \chi + \Delta \chi$ that includes an enhancement $\Delta \chi$ due to thermal velocity fluctuations, in addition to the bare diffusion coefficient χ . In the appendix we give some simple estimates of the relative magnitude of $\Delta \chi$ in relation to χ , demonstrating that the enhancement due to velocity fluctuations is expected to be much larger for dense liquids than for dilute gases.

2.1. Fluctuation-enhanced diffusion coefficient

In order to analyze the stationary solution to the linearized equations of fluctuating hydrodynamics, we will apply a Fourier transform in all directions as done in [18], even though the direction of the gradient is not periodic. One can justify this approximation by considering a periodic background concentration field, maintained at steady state via some external potential, and then calculate the mass flux in the vicinity of the plane $y = L_y/2$ as a function of the local concentration gradient in the limit of infinite period L_y [5].

To simplify the analysis, we can neglect density and temperature variations, $\rho = \rho_0$ and $T = T_0$, to obtain the isothermal incompressible approximation:

$$\partial_t \mathbf{v} = \mathcal{P}[-\mathbf{v} \cdot \nabla \mathbf{v} + \nu \nabla^2 \mathbf{v} + \rho^{-1}(\nabla \cdot \Sigma)] \quad (6)$$

$$\partial_t c = -\mathbf{v} \cdot \nabla c + \chi \nabla^2 c + \rho^{-1}(\nabla \cdot \Psi) \quad (7)$$

where $\nu = \eta/\rho$, and $\mathbf{v} \cdot \nabla c = \nabla \cdot (c\mathbf{v})$ and $\mathbf{v} \cdot \nabla \mathbf{v} = \nabla \cdot (\mathbf{v}\mathbf{v}^T)$ because of incompressibility, $\nabla \cdot \mathbf{v} = 0$. Here \mathcal{P} is the orthogonal projection onto the space of divergence-free velocity fields, $\hat{\mathcal{P}} = \mathbf{I} - k^{-2}(\mathbf{k}\mathbf{k}^*)$, in Fourier space (denoted with a hat).

The linearized form of (6) and (7) in the Fourier domain is a collection of stochastic differential equations, one system of linear additive-noise equations per wavenumber, of the form

$$d \begin{bmatrix} \widehat{\delta \mathbf{v}} \\ \widehat{\delta c} \end{bmatrix} = - \begin{bmatrix} \nu k^2 \hat{\mathcal{P}} & \mathbf{0} \\ \mathbf{g}_c & \chi k^2 \end{bmatrix} \begin{bmatrix} \widehat{\delta \mathbf{v}} \\ \widehat{\delta c} \end{bmatrix} dt + \begin{bmatrix} 2\rho^{-1}\nu k_B T k^2 \hat{\mathcal{P}} & \mathbf{0} \\ \mathbf{0} & 2\rho^{-1}\chi mc(1-c)k^2 \end{bmatrix}^{1/2} d\mathcal{B}, \quad (8)$$

where \mathcal{B} is a collection of independent Wiener processes. At steady state the correlations between the Gaussian fluctuations are described by the matrix of static structure factors (covariance matrix):

$$\mathcal{S} = \begin{bmatrix} \langle (\widehat{\delta \mathbf{v}})(\widehat{\delta \mathbf{v}})^* \rangle & \langle (\widehat{\delta \mathbf{v}})(\widehat{\delta c})^* \rangle \\ \langle (\widehat{\delta c})(\widehat{\delta \mathbf{v}})^* \rangle & \langle (\widehat{\delta c})(\widehat{\delta c})^* \rangle \end{bmatrix}.$$

The static structure factor matrix consists of a short-ranged equilibrium contribution and a long-range non-equilibrium contribution:

$$\mathcal{S} = \begin{bmatrix} \rho^{-1}k_B T \hat{\mathcal{P}} & 0 \\ 0 & m\rho^{-1}c(1-c) \end{bmatrix} + \nabla \bar{c} \begin{bmatrix} 0 & \Delta \mathcal{S}_{c,v}^* \\ \Delta \mathcal{S}_{c,v} & (\Delta S_{c,c}) \nabla \bar{c} \end{bmatrix}.$$

The explicit form of \mathcal{S} can be obtained as the solution of a linear system derived from (8) using the stationarity condition $d\mathcal{S} = \mathbf{0}$ [14]. The concentration fluctuations are enhanced as the square of the applied gradient [18]:

$$\langle (\widehat{\delta c})(\widehat{\delta c})^* \rangle_{\text{neq}} = (\Delta S_{c,c})(\nabla \bar{c})^2 = \frac{k_B T}{\rho\chi(\nu + \chi)k^4} (\sin^2 \theta) (\nabla \bar{c})^2, \quad (9)$$

while the correlation between the concentration fluctuations and the fluctuations of velocity parallel to the concentration gradient are linear in the applied gradient [18]:

$$\langle (\widehat{\delta c})(\widehat{\delta v}_{\parallel})^* \rangle = \mathcal{S}_{c,v_{\parallel}} = (\Delta \mathcal{S}_{c,v_{\parallel}}) \nabla \bar{c} = -\frac{k_B T}{\rho(\nu + \chi)k^2} (\sin^2 \theta) \nabla \bar{c} \quad (10)$$

where θ is the angle between \mathbf{k} and $\nabla \bar{c}$, $\sin^2 \theta = k_{\perp}^2/k^2$. The power-law divergence for small k indicates long-ranged correlations between δc and $\delta \mathbf{v}$ and is the cause of both the giant fluctuation phenomenon and the diffusion enhancement. As seen from (2), the actual correlation that determines the diffusion enhancement is $\mathcal{S}_{\rho_1, v_{\parallel}^{(1)}} = \langle (\widehat{\delta c})(\widehat{\delta v}_{\parallel}^{(1)})^* \rangle$, which is approximated as $\mathcal{S}_{\rho_1, v_{\parallel}^{(1)}} \approx \bar{\rho} \mathcal{S}_{c, v_{\parallel}}$ in (6) and (7); this approximation is discussed and justified in section 3.1.

The mass flux due to advection by the fluctuating velocities can be approximated as

$$\langle \delta c(\mathbf{r}, t) \delta \mathbf{v}(\mathbf{r}, t) \rangle = (2\pi)^{-6} \int d\mathbf{k} d\mathbf{k}' \langle \widehat{\delta c}(\mathbf{k}, t) \widehat{\delta \mathbf{v}}^*(\mathbf{k}', t) \rangle e^{i(\mathbf{k}-\mathbf{k}') \cdot \mathbf{r}} = (2\pi)^{-3} \int_{\mathbf{k}} \mathcal{S}_{c,v}(\mathbf{k}) d\mathbf{k}, \quad (11)$$

which together with (10) gives an estimate of the diffusion enhancement [18]:

$$\Delta \chi = -(2\pi)^{-3} \int_{\mathbf{k}} \Delta \mathcal{S}_{c, v_{\parallel}}(\mathbf{k}) d\mathbf{k} = \frac{k_B T}{(2\pi)^3 \rho(\chi + \nu)} \int_{\mathbf{k}} (\sin^2 \theta) k^{-2} d\mathbf{k}. \quad (12)$$

Because of the k^{-2} -like behavior, the integral over all \mathbf{k} above diverges unless one imposes a lower bound, $k_{\min} \sim 2\pi/L$, in the absence of gravity and a phenomenological cutoff $k_{\max} \sim \pi/L_{\text{mol}}$ [18] for the upper bound, where L_{mol} is an ad hoc ‘molecular’ length scale. Importantly, the fluctuation enhancement $\Delta\chi$ depends on the system size L because of the small wavenumber cutoff.

2.1.1. Two dimensions. For a quasi-two-dimensional system, $L_z \ll L_x \ll L_y$, we can replace the integral over k_z with $2\pi/L_z$ and integrate over all k_y . This leads to an average total mass flux that grows logarithmically with the system width L_x for a fixed height L_y :

$$\Delta\chi(L_x) \approx \frac{k_B T}{(2\pi)^2 \rho(\chi + \nu) L_z} \int_{|k_x| \geq 2\pi/L_x}^{|k_x| \leq \pi/L_{\text{mol}}} \frac{k_x^2}{(k_x^2 + k_y^2)^2} dk_y dk_x = \frac{k_B T}{4\pi\rho(\chi + \nu)L_z} \ln \frac{L_x}{2L_{\text{mol}}}. \quad (13)$$

When the system width (perpendicular to the gradient) becomes comparable to the height (parallel to the gradient), boundaries will intervene and for $L_x \gg L_y$ the effective diffusion coefficient must become a constant, which is predicted to be a logarithmically growing function of L_y in two dimensions.

It is important to emphasize here that the chosen value of L_{mol} is arbitrary. The hydrodynamic theory models the effective diffusion coefficient as the sum of the ‘bare’ diffusion coefficient χ and the ‘enhancement’ $\Delta\chi$, but the two cannot be separated because every measurement must be performed for some finite L_x . One can thus simply define χ to be the value of the measured diffusion coefficient for some reference width $L_0 > 2L_{\text{mol}}$ and predict that for $L_x \geq L_0$

$$\chi_{\text{eff}}^{(2D)} \approx \chi + \frac{k_B T}{4\pi\rho(\chi + \nu)L_z} \ln \frac{L_x}{L_0}. \quad (14)$$

For this prediction to be accurate, however, L_0 ought to be chosen to not be too large, so that the enhancement of the diffusion relative to the ‘molecular’ contributions is small and simple quasi-linearized theory applies, but also not too small so that fluctuating hydrodynamics applies.

Because we are explicitly concerned with the effect of a finite width L_x , the integral over k_x should be replaced by a discrete sum over the wavenumbers consistent with periodicity, $k_x = \kappa_x 2\pi/L_x$, where $\kappa_x \in \mathbb{Z}$. If one calculates the difference between a system of width $2L_x$ and a system of width L_x , then it is easily seen that the integral over k_x in equation (13) ought to be replaced with the following sum over κ_x :

$$(2\pi)^{-1} \left[\int_{|k_x| \geq \pi/L_x} f(k_x) dk_x - \int_{|k_x| \geq 2\pi/L_x} f(k_x) dk_x \right] \longleftrightarrow L_x^{-1} \sum_{\kappa_x \neq 0} [f(2\kappa_x - 1) - f(2\kappa_x)].$$

Even though $f(k_x) \sim k_x^{-1}$ in (13) is not integrable, the difference in the square bracket above goes like κ_x^{-2} and the sum can be done explicitly, giving exactly the same answer as the integral estimate:

$$\chi_{\text{eff}}^{(2D)}(2L_x) - \chi_{\text{eff}}^{(2D)}(L_x) = \frac{k_B T}{4\pi\rho(\chi + \nu)L_z} \ln 2.$$

2.1.2. Three dimensions. Now we consider a system where $L_x = L_z = L \ll L_y$, and study how the effective diffusion coefficient changes with L . In three dimensions, the relative contribution from large wavenumbers, i.e. small scales, is larger than in two dimensions. We can use the integral approximation to examine the asymptotic behavior for large L :

$$\begin{aligned} \Delta\chi &\approx \frac{k_B T}{(2\pi)^3 \rho(\chi + \nu)} \int_{|k_{x/z}| \geq 2\pi/L}^{|k_{x/z}| \leq \pi/L_{\text{mol}}} \frac{k_x^2 + k_z^2}{(k_x^2 + k_y^2 + k_z^2)^2} dk_y dk_x dk_z \\ &= \frac{\ln(1 + \sqrt{2}) k_B T}{\pi \rho(\chi + \nu)} \left(\frac{1}{2L_{\text{mol}}} - \frac{1}{L} \right). \end{aligned}$$

We see that in three dimensions χ_{eff} converges as $L \rightarrow \infty$ to the macroscopic diffusion coefficient, but for a finite system the effective diffusion coefficient is reduced by an amount $\sim L^{-1}$ due to the truncation of the velocity fluctuations by the confining walls:

$$\chi_{\text{eff}}^{(3D)} \approx \chi + \frac{\alpha k_B T}{\rho(\chi + \nu)} \left(\frac{1}{L_0} - \frac{1}{L} \right). \quad (15)$$

Calculating the exact value of α requires performing a sum over κ_x and κ_z instead of integrals over k_x and k_z , as we have done numerically. The numerical results suggest that, as in two dimensions, the difference in $\chi_{\text{eff}}^{(3D)}$ between two systems attains a finite value as $L_{\text{mol}} \rightarrow 0$, justifying (15) for $(L_0, L) \gg L_{\text{mol}}$.

3. Particle simulations

This section verifies the predictions of fluctuating hydrodynamics by particle simulations. Here we employ the direct simulation Monte Carlo (DSMC) particle algorithm [26, 27], in which deterministic interactions between the particles are replaced with stochastic collisions exchanging momentum and energy between nearby particles. The collision rules ensure local energy and momentum conservation and a thermodynamically consistent fluctuation spectrum [35, 36]. Previous careful measurements of transport coefficients in DSMC using non-equilibrium methods have been limited to quasi-one-dimensional simulations, in which there is only one collision cell along the dimensions perpendicular to the gradient [37]. The effect we are exploring here does not appear in one dimension as it arises because of the presence of vortical modes in the fluctuating velocities.

We have performed DSMC calculations for an ideal hard-sphere gas with molecular diameter $\sigma = 1$ and molecular mass $m = 1$, at an equilibrium density of $\rho_0 = 0.06$, with the temperature kept at $k_B T_0 = T_0 = 1$ via thermal collisions with the top and bottom walls. A uniform concentration gradient along the vertical (y) direction is implemented by randomly selecting the species of particles to be one with probability $c_{T/B}$ when they collide with the top/bottom wall. Each DSMC particle represents a single hard sphere so the mean free path is $\lambda = 3.75$ and the mean free collision time is $\tau = 2.35$. The DSMC time step was chosen to be $\Delta t = \tau/2$, and the collision cell size is either $\Delta x_c = \lambda$ or $\Delta x_c = 2\lambda$.

The DSMC algorithm simulates a dilute gas, for which the enhancement of diffusion is weaker than for dense fluids (see the appendix). Nevertheless, the computational efficiency of DSMC makes it preferable to molecular dynamics for this study. The DSMC method employed here uses a grid of collision cells, thus introducing discretization artifacts into the particle dynamics. While it is possible to eliminate these grid effects entirely [36, 38],

the associated increase in computational cost and the difficulty of parallelization would make some of the large-scale particle simulations presented here infeasible. Furthermore, decreasing the density in order to increase the mean free path and reduce the grid effects would make the relative size of the effect we are trying to observe too small compared to statistical errors. We have verified that quantitatively identical results are obtained for two different choices of DSMC collision cells, $\Delta x_c = \lambda$ or $\Delta x_c = 2\lambda$, once the discretization correction to Chapman–Enskog kinetic theory for the transport coefficients is taken into account [39]–[41].

In addition to the DSMC collision cells, which determine the microscopic dynamics of our particle simulations, obtaining hydrodynamic quantities such as velocity requires using a grid of $N_x \times N_y \times N_z$ sampling or hydrodynamic cells, each of volume $\Delta V = |\Delta \mathcal{V}| = \Delta x \Delta y \Delta z$. The sampling of hydrodynamic quantities is performed every five DSMC time steps, at a snapshot time that is randomly chosen. Sampling at random time intervals ensures that there is no measurement bias due to the lack of time invariance in the particle dynamics and gives similar results as sampling at the midpoint of each time step [37]. At each snapshot, we obtain the instantaneous mass $m_{\Delta \mathcal{V}} = (\Delta V)\rho_{\Delta \mathcal{V}}$ and momentum $\mathbf{p}_{\Delta \mathcal{V}} = (\Delta V)\mathbf{j}_{\Delta \mathcal{V}}$ in each sampling cells by adding the contributions from all particles inside the given sampling cell. We can do this sampling taking into account either all of the particles, $\rho_{\Delta \mathcal{V}}$ and $\mathbf{j}_{\Delta \mathcal{V}}$, or just particles of the first species, which we indicate by a species subscript or parenthesis superscript, $\rho_{\Delta \mathcal{V}}^{(1)}$ and $\mathbf{j}_{\Delta \mathcal{V}}^{(1)}$. For each sampling cell, we obtain an instantaneous velocity $\mathbf{v}_{\Delta \mathcal{V}} = \mathbf{j}_{\Delta \mathcal{V}}/\rho_{\Delta \mathcal{V}}$ (similarly for $\mathbf{v}_{\Delta \mathcal{V}}^{(1)}$) and mass concentration $c = \rho_{\Delta \mathcal{V}}^{(1)}/\rho_{\Delta \mathcal{V}}$. We obtain discrete static structure factors (spectral correlations) from time averages of products of discrete Fourier transforms (DFTs) of the instantaneous variables. For comparison between the particle simulations and the theory we use a reference length $L_0 = 16\lambda$.

3.1. Static structure factor

In order to compare the prediction (10) with results from particle simulations, we need to convert the continuum static structure factor $\mathcal{S}_{c,v_{\parallel}}(\mathbf{k})$ into a discrete structure factor $S_{c,v_{\parallel}}(\boldsymbol{\kappa})$ for finite-volume averages of the continuum fields. Here the set of $N_x \times N_y \times N_z$ wavenumbers $\boldsymbol{\kappa} \in \mathbb{Z}^3$ indicates the discrete set of wavevectors compatible with periodicity, $\mathbf{k}(\boldsymbol{\kappa}) = 2\pi(\kappa_x L_x^{-1}, \kappa_y L_y^{-1}, \kappa_z L_z^{-1})$. A relatively straightforward calculation shows that

$$S_{c,v_{\parallel}}(\boldsymbol{\kappa}) = \sum_{\boldsymbol{\kappa}'} F_{\Delta \mathcal{V}}[\mathbf{k}(\boldsymbol{\kappa}')] \mathcal{S}_{c,v_{\parallel}}[\mathbf{k}(\boldsymbol{\kappa}')], \quad (16)$$

where the sum goes over all resonance modes, $\boldsymbol{\kappa}' = (\kappa_x + N_x \Delta \kappa_x, \kappa_y + N_y \Delta \kappa_y, \kappa_z + N_z \Delta \kappa_z)$ for all $\Delta \boldsymbol{\kappa} \in \mathbb{Z}^3$, and $F_{\Delta \mathcal{V}}(\mathbf{k}) = F_x(k_x)F_y(k_y)F_z(k_z)$ is a product of low-pass filters of the form

$$F_x(k_x) = \text{sinc}^2(k_x \Delta x/2), \quad (17)$$

where $\text{sinc}(x) = \sin(x)/x$. The sum in (16) can easily be evaluated numerically because the terms decay rapidly (cf (10)).

In figure 3 we compare the theoretical prediction for $\bar{\rho} S_{c,v_{\parallel}}(\boldsymbol{\kappa})$ to results from particle simulations for the discrete structure factor

$$\mathcal{S}_{\rho_1, v_{\parallel}}^{(1)}(\boldsymbol{\kappa}) = \langle (\widehat{\delta \rho_1}) (\widehat{\delta v_{\parallel}}^{(1)})^* \rangle,$$

for two different sizes of the DSMC collision cells. The fact that there is little difference between the two panels in the figure verifies that the details of the microscopic collision dynamics do not affect the mesoscopic hydrodynamic behavior. In figure 4 we plot the discrete structure factor from the particle simulations for wavevectors perpendicular to the gradient (i.e. $k_y = 0$) for systems of different width L_x .

It is expected that compressibility effects would affect $\mathcal{S}_{\rho_1, v_{\parallel}}^{(1)}$. Indeed, this is what we observe in simulations: however, as figure 3 demonstrates, the incompressible isothermal theory for $\bar{\rho}S_{c, v_{\parallel}}$ is in very good agreement with particle data for $\mathcal{S}_{\rho_1, v_{\parallel}}^{(1)}$. Good agreement between the simulation data and the simple theory is also seen in figure 4, except for k_x comparable to $2\pi/L_y$. As expected, for the smallest wavenumbers the top and bottom walls intervene and the actual correlation is smaller than the predicted k_x^{-2} divergence.

In order to construct a theoretical prediction for $\mathcal{S}_{\rho_1, v_{\parallel}}^{(1)}$, one must not only include the effects of compressibility but also replace the ‘one-fluid’ approximation (3) with a corresponding ‘two-fluid’ compressible hydrodynamic theory [23, 24]. This can be seen by noting that the fluctuating equations (3) assume that relation (1) applies to the fluctuating \mathbf{v}_{12} and c instead of their means. Such an assumption leads to unphysical bias of order $\langle(\delta c)^2\rangle$ in the mean inter-species velocity $\langle\mathbf{v}_{12}\rangle$ because of the nonlinearity in the denominator $c(1-c)$. In fact, the fluctuations $\delta\mathbf{v}_{12}$ and δc should be uncorrelated, as seen from a two-fluid fluctuating theory. Here we use the incompressible isothermal approximation for $\bar{\rho}S_{c, v_{\parallel}}$ as a proxy for $\mathcal{S}_{\rho_1, v_{\parallel}}^{(1)}$ in order to construct theoretical predictions for the diffusion enhancement.

3.2. Fluctuation-enhanced diffusion coefficient

As we already explained, instantaneous hydrodynamic quantities, denoted with a subscript $\Delta\mathcal{V}$, are sampled from the particle data by taking snapshots of the particle state using a grid of sampling cells of volume ΔV . The ensemble average of a given quantity, which we will denote with angle brackets, is obtained by averaging over many snapshots once a steady state is reached, and additional averaging can be performed over all sampling cells with the same y position since the steady-state averages cannot depend on x and z . We estimate the macroscopic mean mass density $\bar{\rho}$, partial density $\bar{\rho}_1$, partial momentum density $\bar{\mathbf{j}}_1$, partial velocity $\bar{\mathbf{v}}_1$ and concentration \bar{c} as

$$\bar{\rho} = \rho_0 = \langle\rho_{\Delta\mathcal{V}}\rangle, \quad \bar{\rho}_1 = \langle\rho_{\Delta\mathcal{V}}^{(1)}\rangle = \bar{c}\bar{\rho} \quad \text{and} \quad \bar{\mathbf{j}}_1 = \mathbf{j}_0^{(1)} = \langle\mathbf{j}_{\Delta\mathcal{V}}^{(1)}\rangle = \bar{\rho}_1\bar{\mathbf{v}}_1.$$

We also define the mesoscopic velocity and concentrations to be the ensemble averages of the instantaneous values:

$$\mathbf{v}_0^{(1)} = \langle\mathbf{v}_{\Delta\mathcal{V}}^{(1)}\rangle \quad \text{and} \quad c_0 = \langle c_{\Delta\mathcal{V}}\rangle,$$

where the subscript 0 will be used to simplify the cumbersome notation. It is important to point out that for non-conserved quantities such as \mathbf{v} and c the mesoscopic mean can be different from the macroscopic mean due to fluctuations [42, 43], $\bar{\mathbf{v}}_1 \neq \mathbf{v}_0^{(1)}$ and $\bar{c} \neq c_0$. For conserved quantities (e.g. $\bar{\mathbf{j}}_1$ and $\mathbf{j}_0^{(1)}$), however, the mesoscopic and macroscopic ensemble means are equal and, in fact, independent of Δx and Δz (but not necessarily Δy).

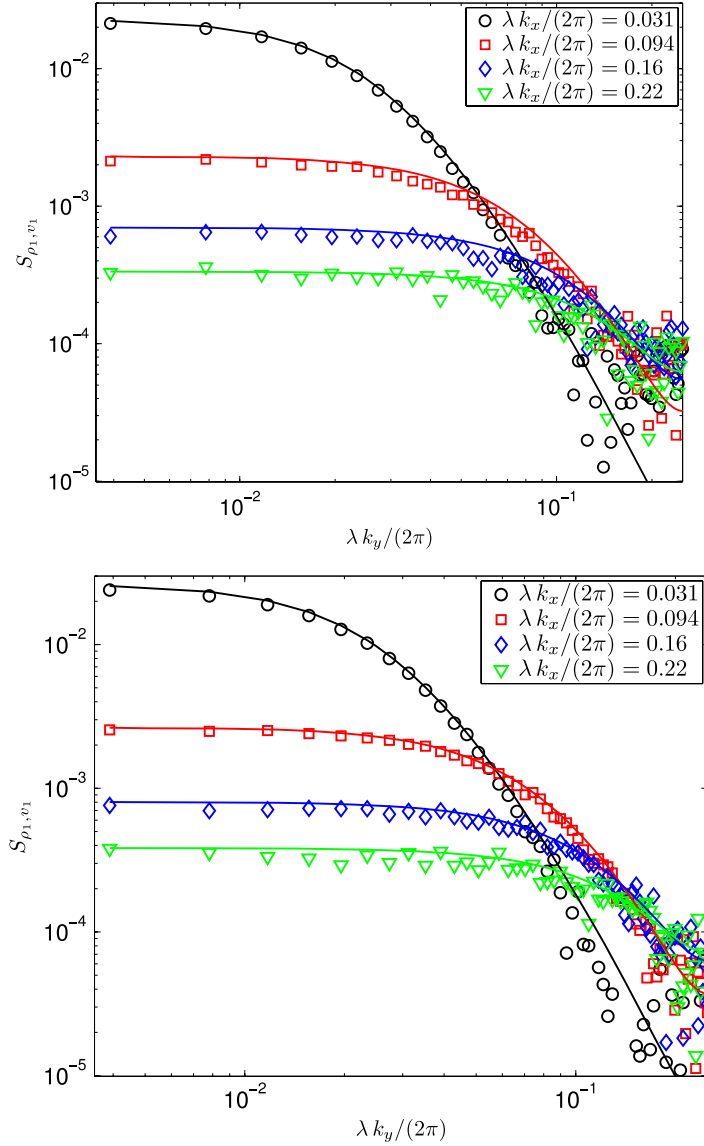


Figure 3. (Top) Discrete structure factor $\mathcal{S}_{\rho_1, v_1^{(1)}}$ from quasi-two-dimensional DSMC runs with $L_x = 64\lambda$, $L_y = 512\lambda$ and $L_z = 2\lambda$, for several wavenumbers $k_x = \kappa_x 2\pi/L_x$ (circles $\kappa_x = 2$, squares $\kappa_x = 6$, diamonds $\kappa_x = 10$, triangles $\kappa_x = 14$), compared to $\bar{\rho}S_{c, v_{\parallel}}$ (solid lines of the same color) as predicted by the linearized periodic theory (10) and (16). The sides of the DSMC collision cells are $\Delta x_c = \Delta y_c = 2\lambda = 7.5$. Note that for a fixed k_x we expect the structure factor to decay as k_y^{-4} . (Bottom) All the parameters, including the system and sampling cell size, are as for the system in the top panel, but now the DSMC cells are twice as small, $\Delta x_c = \Delta y_c = \lambda = 3.75$. Note that this change of the DSMC cell size changes the kinetic theory prediction for viscosity by more than 20% [39].

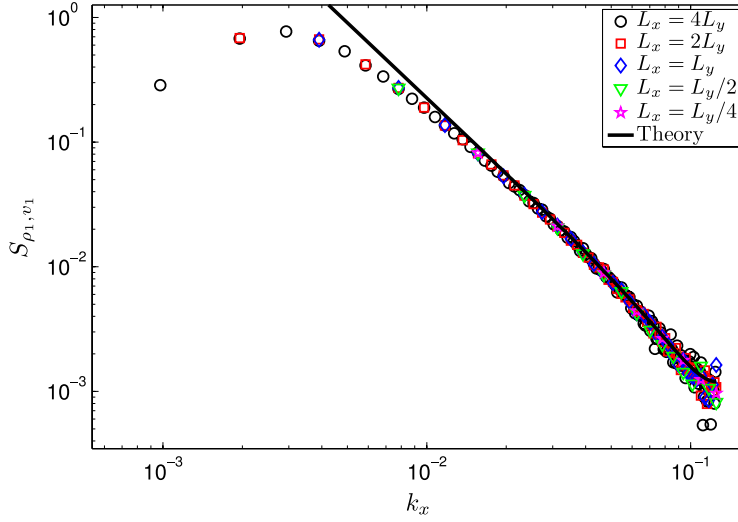


Figure 4. Discrete structure factor $S_{\rho_1, v_{\parallel}^{(1)}}$ from quasi-two-dimensional DSMC runs with $L_y = 512\lambda$ and $L_z = \Delta x_c = \Delta y_c = 2\lambda$, for wavevectors perpendicular to the gradient ($k_y = 0$). Results for systems of different width L_x are shown with symbols (see legend). For comparison, the theoretical prediction for $\bar{\rho}S_{c, v_{\parallel}}$ for an infinite periodic system (10) and (16) is shown by a line. Deviations from the predicted k_x^{-2} power-law divergence are clear for $k_x \lesssim 2\pi/L_y \approx 3 \times 10^{-3}$ due to the influence of the top and bottom walls.

In particle simulations, we calculate the effective diffusion coefficient χ_{eff} from the momentum density of one of the species along the vertical direction:

$$\bar{j}_{\parallel}^{(1)} = \rho_0 \chi_{\text{eff}} \frac{\bar{c}_T - \bar{c}_B}{L_y - \Delta y} \approx \rho_0 \chi_{\text{eff}} \nabla \bar{c}, \quad (18)$$

where we measure \bar{c}_T and \bar{c}_B in the top and bottom layers of sampling cells (whose centers are a distance $L_y - \Delta y$ from each other) to empirically account for the small concentration slip in DSMC (about 0.5% with these parameters). Numerical experiments have verified that $\bar{j}_{\parallel}^{(1)}$ matches the flux obtained from counting the average number of color flips at the top or bottom walls. Furthermore, the results verify that χ_{eff} is essentially independent of the magnitude of the concentration gradient, and that the change in the effective gradient $\nabla \bar{c}$ as L_x or L_z is changed, keeping L_y fixed, is much smaller than the change in χ_{eff} .

The traditional definition of a ‘renormalized’ diffusion coefficient [16, 17] as the macroscopic limit of χ_{eff} only works in three dimensions and is not very useful for confined systems. Instead, for each sampling cell, we define a locally renormalized diffusion coefficient χ_0 via

$$\rho_0^{(1)} \mathbf{v}_0^{(1)} = \langle \rho_{\Delta y}^{(1)} \rangle \langle \mathbf{v}_{\Delta y}^{(1)} \rangle = \bar{\rho} \chi_0 (\nabla \bar{c}), \quad (19)$$

where we have accounted for the fact that the macroscopic concentration gradient $d\bar{c}/dy$ may depend on y . In fact, such a dependence is observed in the particle simulations, and we have approximated the local concentration gradient $d\bar{c}/dy$ by a numerical derivative of a polynomial fit of degree five to $\bar{c}(y)$. Figure 5 shows that the empirical χ_0 is independent of y , except for a boundary layer close to the top and bottom walls. This is an important

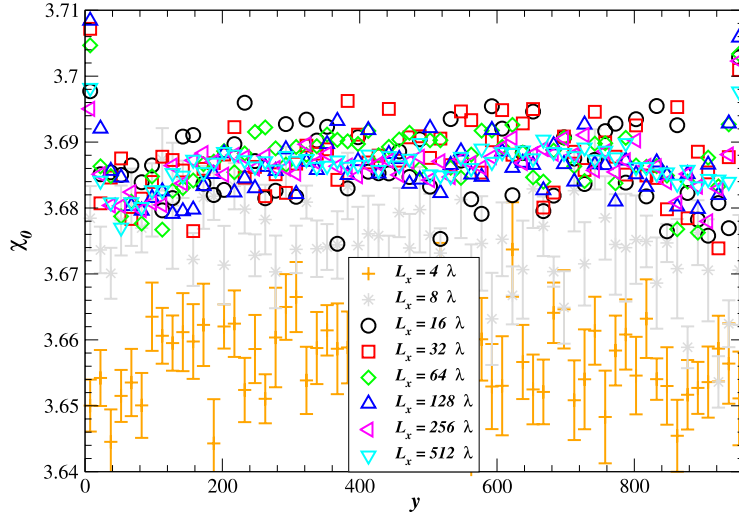


Figure 5. The renormalized diffusion coefficient χ_0 , as defined by equation (19), as a function of the y position of the sampling cell for DSMC systems with several system widths L_x . The estimate of χ_0 shown in figure 6 is simply the average over all sampling cells further than $10\Delta y$ away from the top and bottom walls.

finding, since (19) is a constitutive model that is assumed to hold not just at the macroscale but also at the mesoscale, notably χ_0 is an input parameter for fluctuating hydrodynamics finite-volume solvers [14].

Figure 6(a) shows how the effective χ_{eff} and renormalized χ_0 diffusion coefficients change as the width of the system L_x is increased while keeping the height L_y fixed for two different quasi-two-dimensional DSMC systems. For system A, the DSMC collision cells are cubes of side $\Delta x_c = 7.5 = 2\lambda$, while each sampling cell contains $2 \times 2 \times 1$ collision cells, or $N_p = 101$ particles on average. The height of the box is $L_y = 256\lambda = 960$ and the imposed concentrations at the walls are $c_B = 0.25$ and $c_T = 0.75$. For system B, the DSMC parameters and $c_{T/B}$ are the same as for system A, but the sampling cells are twice as large, $4 \times 4 \times 1$ collision cells each, and the system height is twice as large, $L_y = 512\lambda = 1920$. We obtain similar results using two-times smaller collision cells (not shown). For the quasi-two-dimensional systems, the thickness is $L_z = 7.5 = 2\lambda$ and there is only one DSMC collision cell along the z direction. Figure 6(a) shows that χ_{eff} grows like $\ln L_x$, with a slope that is well predicted by equation (14). For widths larger than about eight mean free paths, χ_0 becomes constant and rather similar to the kinetic theory prediction. It is important to point out that χ_0 is not a fundamental material constant and in fact depends on the shape of the sampling cells (see section 3.2.2).

In figure 6(b) we show results from three-dimensional DSMC simulations, in which the system width (x) and depth (z) directions are equivalent, $L_z = L_x = L$, and the rest of the parameters are the same as for system A. Similar behavior is seen as in two dimensions, except that now the effective diffusion grows as $-L^{-1}$ and saturates to a constant value for large L , assuming that $L_y \gg L$.

3.2.1. Corrections due to finite height. The predictions of the simplified fluctuating hydrodynamic theory, equations (14) and (15), are shown in figure 6 and seen to be

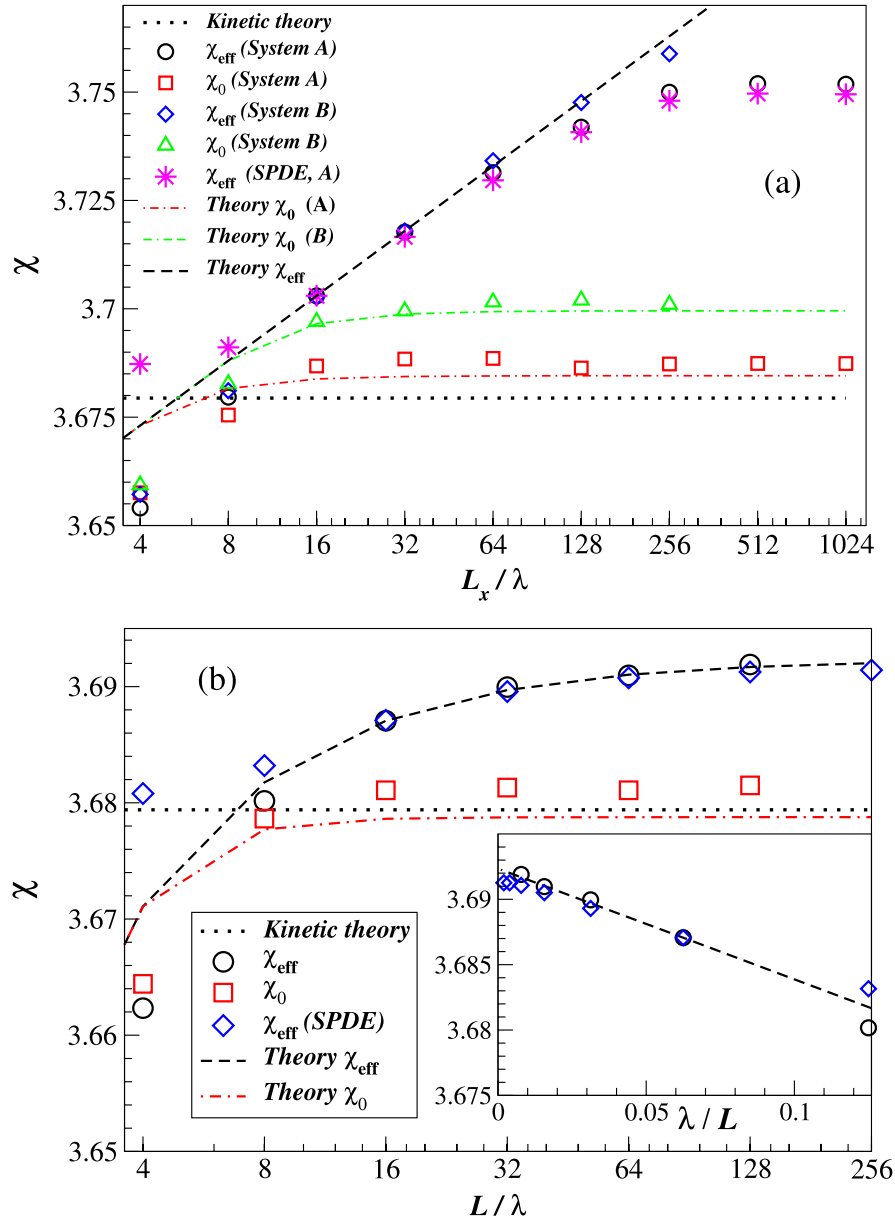


Figure 6. (Panel a, top) The effective χ_{eff} and the renormalized χ_0 diffusion coefficients as a function of the width of the system L_x in two dimensions. Numerical results for system A (DSMC and SPDE) and system B (DSMC) are shown with symbols (see legend). The error bars for all of the numerical data are comparable or smaller than the size of the symbols. The theoretical predictions (23) are evaluated numerically and shown with lines. The bare diffusion in the theory and SPDE calculations is adjusted so that for $L_x = 16\lambda$ the effective diffusion is the same as that measured in the particle simulations. (Panel b, bottom) Same as the top panel but in three dimensions. The inset highlights the L^{-1} behavior.

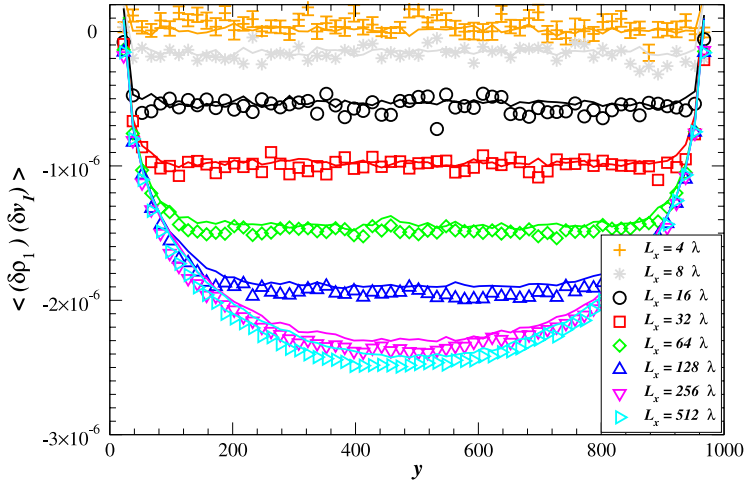


Figure 7. The fluctuating contribution to the mean diffusive flux, $\langle(\delta\rho_1)(\delta v_{\parallel}^{(1)})\rangle$, as a function of the height of the sampling cell y , for several system widths L_x , keeping $L_y = 256\lambda$. Data from quasi-two-dimensional particle simulations (system A) is shown with symbols, and lines of the same color show data for $\bar{\rho}\langle(\delta c)(\delta v_{\parallel})\rangle$ obtained using a two-dimensional finite-volume solver [14] for the LLNS equations (3). The error bars for the particle data are shown for $L_x = 4\lambda$ and are similar or smaller for the remaining systems and for the finite-volume results.

in very good agreement with the particle simulations for intermediate L_x . However, the particle data shown in figure 6(a) shows measurable deviations from the simple theory for $L_x \gtrsim L_y/2$. To understand the discrepancy, recall that the incompressible isothermal theory assumed that L_y is essentially infinite and thus in two dimensions χ_{eff} grows unbounded in the macroscopic limit. A scaling analysis suggests a modification of (14) to account for the finite height of the system:

$$\chi_{\text{eff}}^{(2D)} \approx \chi + \frac{k_B T}{4\pi\rho(\chi + \nu)L_z} \left[\ln \frac{L_x}{L_0} - f(r) \right], \quad (20)$$

where $r = L_x/L_y$ is the aspect ratio of the system and $f(r)$ is some function that is close to zero for small r and grows asymptotically as $\ln(r)$. Therefore, when $L_x \gg L_y$, χ_{eff} saturates to a constant value that grows as $\ln(L_y/L_0)$.

One can extend the theoretical calculations to account for the hard wall boundary conditions in the y direction [5]: however, such a calculation is non-trivial. Instead, we have used the finite-volume solver developed in [14] to solve the nonlinear system of SPDEs (3) for the same system dimensions as in the particle simulations. The results, shown in figure 6, are in excellent agreement with the particle simulations for the larger system sizes. Note that, while our SPDE solver includes all of the nonlinear terms in (3), we may artificially reduce the amplitude of the noise and thus the magnitude of the fluctuations by some factor $\epsilon \ll 1$. This reduces the effect of the nonlinearities and effectively gives a quasi-linearized finite-volume SPDE solver. The advective mass flux due to the velocity fluctuations can be estimated as

$$\Delta j_{\parallel}^{(1)}(y) \approx \epsilon^{-2} \langle(\delta\rho_1)(\delta v_{\parallel}^{(1)})\rangle \approx \epsilon^{-2} \bar{\rho} \langle(\delta c)(\delta v_{\parallel})\rangle, \quad (21)$$

and may depend on y especially close to the walls or when $L_y \gtrsim L_x$. The sum of the average diffusive and advective mass fluxes must be independent of y :

$$\bar{j}_{\parallel}^{(1)} = \bar{\rho} \chi_{\text{eff}} \frac{c_{\text{T}} - c_{\text{B}}}{L_y} = \bar{\rho} \chi_0 \frac{d\bar{c}(y)}{dy} - \Delta \bar{j}_{\parallel}^{(1)}(y), \quad (22)$$

which implies that the macroscopic concentration profile $\bar{c}(y)$ is affected by the fluctuations as well and cannot be strictly linear. From the conditions $c(0) = c_{\text{B}}$ and $c(L_y) = c_{\text{T}}$ and (22) we obtain the relation

$$\chi_{\text{eff}} = \chi_0 - [\bar{\rho}(c_{\text{T}} - c_{\text{B}})]^{-1} \int_{y=0}^{L_y} [\Delta \bar{j}_{\parallel}^{(1)}(y)] dy,$$

which is how we calculate the effective diffusion coefficient from the numerical SPDE solution. We have verified that the results are independent of ϵ to within statistical accuracy for $\epsilon \leq 1/2$.

The velocity–concentration correlation $\Delta \bar{j}_{\parallel}^{(1)}(y)$ obtained from the finite-volume solver is shown in figure 7, along with the corresponding particle data for comparison. Excellent agreement is seen, demonstrating that the finite-volume solution correctly accounts for the influence of the boundaries. Note that the partial velocity \mathbf{v}_1 is not included as an independent variable in (3) and the mean velocity \mathbf{v} is used instead. When compressibility effects are included, \mathbf{v} , unlike \mathbf{v}_1 , is correlated with ρ_1 even in one dimension. This makes a direct comparison between the effective diffusion coefficient in the particle and finite-volume simulations difficult. However, the dependence of χ_{eff} on system size should be the same in both types of simulations, once the bare transport coefficient is adjusted empirically.

3.2.2. Renormalized diffusion coefficient. The renormalized diffusion coefficient χ_0 in the Fickian diffusive flux is an input to the SPDE calculations and assumed constant. In our calculations we used the prediction of kinetic theory [39, 40], also shown in figure 6. In finite-volume solvers, the spacing of the computational grid plays the equivalent of the cutoff length L_{mol} , and therefore the effective mass flux depends on the grid spacing. Furthermore, there are numerical grid artifacts in the SPDE solution at length and time scales comparable to the numerical discretization parameters [14]. To correct for these errors, we have added a constant to the effective diffusion coefficient obtained from SPDE runs to match χ_{eff} from the particle simulations for $L_x = L_0 = 16\lambda$. This correction essentially renormalizes χ_0 based on the size of the finite-volume hydrodynamic cells.

One can think of χ_0 defined via (19) as the fluctuation-renormalized diffusion coefficient at length scales determined by the shape of the sampling or observation volume $\Delta\mathcal{V}$. In this sense, χ_0 is the physical-space equivalent of the wavenumber-dependent diffusion coefficient $\chi(\mathbf{k}, \omega = 0)$ commonly used in linear response theories [16, 20]. A theoretical prediction for χ_0 can be obtained by starting from linearized theory for the fluctuating fields $\rho_1(\mathbf{r}, t) = \bar{\rho}_1 + \delta\rho_1(\mathbf{r}, t)$ and $\mathbf{v}_1(\mathbf{r}, t) = \bar{\mathbf{v}}_1 + \delta\mathbf{v}_1(\mathbf{r}, t)$. The instantaneous velocity in a given sampling cell was defined through the instantaneous momentum density $\mathbf{j}_1 = \rho_1 \mathbf{v}_1$ averaged over the sampling cell:

$$\langle \rho_{\Delta\mathcal{V}}^{(1)} \rangle \langle \mathbf{v}_{\Delta\mathcal{V}}^{(1)} \rangle = \bar{\rho}_1 \langle \mathbf{v}_{\Delta\mathcal{V}}^{(1)} \rangle = \bar{\rho}_1 \left\langle \frac{\int_{\Delta\mathcal{V}} \rho_1 \mathbf{v}_1 d\mathbf{r}}{\int_{\Delta\mathcal{V}} \rho_1 d\mathbf{r}} \right\rangle = \langle \rho_{\Delta\mathcal{V}}^{(1)} \mathbf{v}_{\Delta\mathcal{V}}^{(1)} \rangle - \Delta \mathbf{j}_F,$$

where to second order in the fluctuations

$$\begin{aligned}
 \Delta \mathbf{j}_F &= \Delta V^{-2} \int_{\Delta \mathcal{V}} d\mathbf{r} \int_{\Delta \mathcal{V}} d\mathbf{r}' \langle \rho_1(\mathbf{r}, t) \mathbf{v}_1(\mathbf{r}', t) \rangle \\
 &= \Delta V^{-2} \int_{\Delta \mathcal{V}} d\mathbf{r} \int_{\Delta \mathcal{V}} d\mathbf{r}' (2\pi)^{-6} \int_{\mathbf{k}} d\mathbf{k} \int_{\mathbf{k}'} d\mathbf{k}' \langle \widehat{\delta\rho}_1(\mathbf{k}, t) \widehat{\delta\mathbf{v}}_1^*(\mathbf{k}', t) \rangle e^{i(\mathbf{k}\cdot\mathbf{r} - \mathbf{k}'\cdot\mathbf{r}')} \\
 &= (2\pi)^{-3} \int_{\mathbf{k}} \left[\Delta V^{-2} \int_{\Delta \mathcal{V}} d\mathbf{r} \int_{\Delta \mathcal{V}} d\mathbf{r}' e^{i\mathbf{k}\cdot(\mathbf{r} - \mathbf{r}')} \right] \mathcal{S}_{\rho_1, v_1}(\mathbf{k}) d\mathbf{k} \\
 &= (2\pi)^{-3} \int_{\mathbf{k}} F_{\Delta \mathcal{V}}(\mathbf{k}) \mathcal{S}_{\rho_1, v_1}(\mathbf{k}) d\mathbf{k},
 \end{aligned}$$

and $F_{\Delta \mathcal{V}}(\mathbf{k})$ is the low-pass filter that already appeared in equation (17). The result of this calculation (cf equation (12)):

$$\begin{aligned}
 \chi_{\text{eff}} &= \chi - (2\pi)^{-3} \int_{\mathbf{k}} \left[\rho_0^{-1} \Delta \mathcal{S}_{\rho_1, v_{\parallel}^{(1)}}(\mathbf{k}) \right] d\mathbf{k} \\
 \chi_0 &= \chi - (2\pi)^{-3} \int_{\mathbf{k}} [1 - F_{\Delta \mathcal{V}}(\mathbf{k})] \left[\rho_0^{-1} \Delta \mathcal{S}_{\rho_1, v_{\parallel}^{(1)}}(\mathbf{k}) \right] d\mathbf{k},
 \end{aligned} \tag{23}$$

shows that χ_{eff} includes contributions from all wavenumbers present in the system, while χ_0 only includes ‘sub-grid’ contributions, from wavenumbers larger than $2\pi/\Delta x$. The theoretical predictions shown in figure 6 are based on numerically evaluating (23) after replacing the integrals over k_x and k_z (23) with the appropriate sums, assuming $\mathcal{S}_{\rho_1, v_1} \approx \bar{\rho} \mathcal{S}_{c, v}$ and using equation (10). The bare diffusion coefficient χ is adjusted so that χ_{eff} matches the particle result for $L_x = L_0 = 16\lambda$ and good agreement is observed between (23) and the particle data for χ_0 for all but the smallest L_x .

While it is intuitive to expect that the bare diffusion coefficient should account for molecular, or non-hydrodynamic, degrees of freedom, the division $\chi_{\text{eff}} = \chi + \Delta\chi$ is arbitrary, and in fact there is no unambiguous way to define χ . This is evident in the theory because of the need to introduce an ad hoc molecular cutoff as a way to separate the ‘microscopic’ from the ‘mesoscopic’ scales. In contrast, the locally renormalized diffusion coefficient χ_0 defined in (19) explicitly depends on the size of the sampling (hydrodynamic) cells $\Delta V = |\Delta \mathcal{V}|$ used to define the hydrodynamic quantities from the particle configuration. Combining the two equations in (23) gives the renormalization relation at large scales:

$$\chi_{\text{eff}} = \chi_0(\Delta \mathcal{V}) - (2\pi)^{-3} \int_{\mathbf{k}} F_{\Delta \mathcal{V}}(\mathbf{k}) \left[\rho_0^{-1} \Delta \mathcal{S}_{\rho_1, v_{\parallel}^{(1)}}(\mathbf{k}) \right] d\mathbf{k},$$

which eliminates the dependence on the ad hoc cutoff wavenumber since $F_{\Delta \mathcal{V}}$ filters contributions from large wavenumbers, at least within the simple perturbative (quasi-linear) theory.

4. Connections to earlier work

While our computer simulations are the first hydrodynamic study of the dependence of transport on system size, there is a substantial body of literature that has discussed the effect from a theoretical perspective or studied smaller particle systems. In this section we explicitly connect our analysis to previous approaches and discover direct relations with work that might have, at first sight, been assumed to be unrelated.

4.1. Relation to long-time tails

It is well known that the self-diffusion coefficient is given by the integral of the equilibrium velocity autocorrelation function (VACF) $C(t)$ of the fluid particles [3]. The long-time tail of $C(t)$ has been extensively studied in the literature both computationally and through several theories, including heuristic hydrodynamic arguments [44, 45], kinetic theory [46] and (second-order) mode–mode coupling hydrodynamic theory [47]. Ultimately all derivations give the same result including not just the power-law dependence but also the coefficient of the tail, specifically, in three dimensions $C(t) \approx k_B T / \{12\rho[\pi(\chi + \nu)t]^{3/2}\}$, while for quasi-two-dimensional systems $C(t) \approx k_B T / [8\pi\rho L_z(\chi + \nu)t]$.

A crucial point is that the VACF explicitly depends on the system size due to periodic boundaries, and so its integral, which gives the diffusion coefficient, also depends on system size. More explicitly, ignoring acoustic effects, the VACF has the power-law dependence only for $L_{\text{mol}}^2/(\chi + \nu) \ll t \ll L^2/(\chi + \nu)$, and it decays exponentially for large times [48]. Ignoring prefactors, the contribution of the tail to the diffusion coefficient in three dimensions is estimated as

$$\Delta\chi_{\text{tail}} \sim \int_{L_{\text{mol}}^2/(\chi+\nu)}^{L^2/(\chi+\nu)} \frac{k_B T}{\rho[(\chi + \nu)t]^{3/2}} dt \sim \frac{k_B T}{\rho(\chi + \nu)} \left(\frac{1}{L_{\text{mol}}} - \frac{1}{L} \right), \quad (24)$$

which is of exactly the same form as (15). A similar calculation in two dimensions reproduces the logarithmic dependence in (14).

A more quantitative comparison to the theories for the VACF tail can be made by examining the predictions of the mode–mode coupling theory for the long-time tail, reviewed in detail in section 3.2 of [47]. The relevant formula for the VACF is their equation (3.39), which, after integrating over the Boltzmann velocity distribution, becomes

$$C(t) = \frac{k_B T}{12\pi^3 \rho} \int_{\mathbf{k}} \exp[-(\chi + \nu)k^2 t] d\mathbf{k}.$$

In [47], the integral over \mathbf{k} is performed assuming an infinite system and the time dependence kept in order to see the behavior of the tail at long times. If we integrate over t instead, we get

$$\Delta\chi_{\text{tail}} = \int_{t=0}^{\infty} C(t) dt = \frac{k_B T}{12\pi^3 \rho(\chi + \nu)} \int_{\mathbf{k}} k^{-2} d\mathbf{k}, \quad (25)$$

which is seen to be identical to the integral in equation (12) under the assumption that all three directions x , y and z are identical (as done in all VACF calculations):

$$\Delta\chi = \frac{k_B T}{(2\pi)^3 \rho(\chi + \nu)} \int_{\mathbf{k}} \frac{k_x^2 + k_z^2}{k^4} d\mathbf{k} = \frac{k_B T}{(2\pi)^3 \rho(\chi + \nu)} \frac{2}{3} \int_{\mathbf{k}} k^{-2} d\mathbf{k} = \Delta\chi_{\text{tail}}.$$

Note that for a finite system one ought to replace the integrals over $\mathbf{k} = \boldsymbol{\kappa} \cdot 2\pi/L$ with sums over $\boldsymbol{\kappa} \in Z^d$ that exclude $\boldsymbol{\kappa} = 0$:

$$\Delta\chi_{\text{tail}} = \frac{2k_B T}{3\rho(\chi + \nu)L^3} \sum_{\boldsymbol{\kappa} \neq 0} k^{-2}. \quad (26)$$

In the molecular dynamics (MD) literature, the dependence on L^{-1} in equation (24) is considered a finite-size effect that ought to be removed in order to extract the bulk

($L \rightarrow \infty$) limit of the diffusion coefficient [49]–[51]. A hydrodynamic theory for the finite-size correction, based on the Oseen tensor for a finite periodic system, has been developed several times [52] and is confirmed numerically in [51]. This theory focuses on viscous effects only, and we will thus replace ν with $\nu + D$ in equations (10) and (11) in [51] to obtain

$$\Delta\chi_{\text{MD}} = \frac{k_{\text{B}}T}{6\pi(\chi + \nu)} \left[\tilde{f}(k_{\text{max}}) + \sum_{\kappa \neq 0} 4\pi L^{-3} k^{-2} \exp\left(-\frac{k^2}{4k_{\text{max}}^2}\right) \right],$$

where $\tilde{f}(k)$ is some function. Assuming that k_{max} is large, the system-size dependence is captured in the last term, which is exactly the same as equation (26):

$$\Delta\chi_{\text{MD}} \approx \frac{k_{\text{B}}T}{6\pi(\chi + \nu)} \sum_{\kappa \neq 0} 4\pi L^{-3} k^{-2} = \Delta\chi_{\text{tail}} = \Delta\chi.$$

There are few molecular dynamics studies of the system-size dependence of the diffusion coefficient in sufficiently large two-dimensional systems. Isobe has performed one of the most extensive hard-disc molecular dynamics studies of the hydrodynamic tail of the VACF [53]. We have performed numerical integration of $C(t)$ using the data of Isobe for hard discs at packing fraction $\phi = 0.18$, for square system sizes containing from $N = 16^2$ to 128^2 hard discs. For these parameters the statistical accuracy of the data appears sufficient to resolve the asymptotic plateau $\chi_{\text{eff}} = \lim_{\tau \rightarrow \infty} \chi(t)$ of the time-dependent diffusion coefficient

$$\chi(t) = \int_{\tau=0}^t C(\tau) d\tau,$$

as illustrated in figure 8. Since the aspect ratio of all of Isobe’s simulations is fixed at $L_x/L_y = 1$, equation (20) suggests that the difference between χ_{eff} for a system size of N discs and the smallest system of $N_0 = 16$ discs is

$$\chi_{\text{eff}}(N) - \chi_{\text{eff}}(N_0) \approx \frac{k_{\text{B}}T}{8\pi\rho(\chi + \nu)} \ln \frac{N}{N_0}. \quad (27)$$

In figure 8 we compare this prediction to the numerical integral of Isobe’s data, using Enskog kinetic theory [54] values for the ‘bare’ transport coefficients χ and ν of the hard-disc fluid at this density. Good agreement is observed, demonstrating that the effect we observe is not an artifact of DSMC but rather a generic property of fluids.

4.2. Self-consistent theory

The theoretical predictions with which we compared the particle results were based on a leading-order perturbative theory [16] that relies on the solution of the linearized equations of fluctuating hydrodynamics. A fully nonlinear theory, however, remains illusive. In the context of infinite (bulk) systems, a systematic perturbative theory that accounts for corrections of order higher than quadratic in the fluctuations has been discussed in [17, 55]. In three dimensions, the conclusion of such studies has been that the higher-order terms do not affect the form of (23). In two dimensions, several calculations [55]–[57] and numerical simulations [53, 58] suggest that including higher-order terms changes the logarithmic growth in (14). Specifically, it has been predicted that the self-consistent

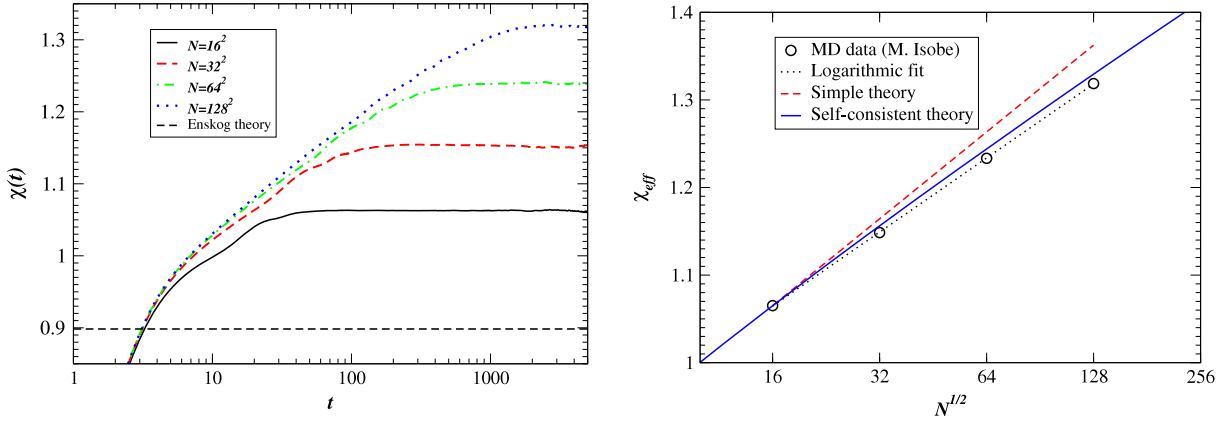


Figure 8. System-size dependence of the diffusion coefficient for hard discs at volume fraction $\phi = 0.18$ (data courtesy of Masaharu Isobe [53]). Time and lengths are measured in natural units or, equivalently, $k_B T = 1$, $m = 1$ and disc diameter $\sigma = 1$. (Left) The time-dependent diffusion coefficient $\chi(t)$, as determined from a numerical integral of the velocity autocorrelation function, for several system sizes (see legend). (Right) The observed increase of the effective diffusion coefficient with system size (symbols), as obtained from the large time limit of $\chi(t)$. Theoretical predictions are shown for comparison, for both the simple theory (27) (dashed line), as well as for the self-consistent theory (29) with the system size $N_0 = 16^2$ used to define a reference length L_0 . A logarithmic fit with an adjustable slope is also shown (dotted line).

power-law decay for the VACF is faster than t^{-1} , $C(t) \sim (t\sqrt{\ln t})^{-1}$, which changes the asymptotic growth of χ_{eff} from $\ln L_x$ to $\sqrt{\ln L_x}$.

In order to obtain a self-consistent form of (14), we reconsider the derivation in section 2.1.1. The cause of the diffusion growth from system width L_x to $L_x + dL_x$ is the added contribution to the integral in equation (13) from wavenumbers in the band $|k_x| \in 2\pi L_x^{-1}[1 - dL_x/L_x, 1]$. If we postulate that the concentration fluctuations at wavenumber $k_x = 2\pi/L_x$ evolve with the renormalized diffusion coefficient $\chi_{\text{eff}}(L_x)$, instead of the bare one, we obtain an ordinary differential equation for $\chi_{\text{eff}}(L_x)$:

$$\frac{d\chi_{\text{eff}}}{dL_x} \approx \frac{k_B T}{(2\pi)^2 \rho (\chi_{\text{eff}} + \nu) L_z} \left(2 \frac{k_x}{L_x} \right) \int_{k_y} \frac{k_x^2}{(k_x^2 + k_y^2)^2} dk_y = \frac{k_B T}{4\pi \rho (\chi_{\text{eff}} + \nu) L_z} L_x^{-1}, \quad (28)$$

where we have assumed that viscosity does not change substantially with system size (consistent with existing molecular dynamics data). Solving the differential equation (28) with the condition $\chi_{\text{eff}}(L_0) = \chi$ leads to a diffusion enhancement that grows slightly slower than logarithmically:

$$\chi_{\text{eff}}(L_x) \approx (\chi + \nu) \left[1 + \frac{k_B T}{2\pi \rho (\chi + \nu)^2 L_z} \ln \frac{L_x}{L_0} \right]^{1/2} - \nu. \quad (29)$$

Although the self-consistent form (29) still diverges with system length, it is important to observe that for any finite system χ_{eff} is well defined. The predictions of (29) for a hard-disc system at packing fraction $\phi = 0.18$ are shown in figure 8. We have used the Enskog kinetic theory for the viscosity, which is in good agreement with published

molecular dynamics data at this density, and set ρL_z to be the mass density in the plane. The self-consistent theory is seen to be in better agreement with the molecular dynamics data than the simple theory (14); however, the difference between the two is small for the system sizes at which we presently have reliable data for the effective diffusion coefficient.

Repeating the same self-consistent calculation in three dimensions gives the self-consistent form:

$$\chi_{\text{eff}}(L) \approx (\chi + \nu) \left[1 + \frac{\alpha k_B T}{\rho(\chi + \nu)^2} \left(\frac{1}{L_0} - \frac{1}{L} \right) \right]^{1/2} - \nu, \quad (30)$$

which happens to be the solution of the consistency condition

$$\chi_{\text{eff}} = \chi + \frac{\alpha k_B T}{\rho[\nu + (\chi + \chi_{\text{eff}})/2]} \left(\frac{1}{L_0} - \frac{1}{L} \right),$$

reminiscent of the form obtained in [17] except that the arithmetic average of χ and χ_{eff} appears in the denominator instead of just χ_{eff} . In three dimensions, the difference between the self-consistent (30) and the simple (15) theories is very small and thus rather difficult to observe computationally.

In both two and three dimensions, the self-consistent predictions (29) and (30) will only deviate from the simple theory (14) and (15) substantially when the diffusion enhancement becomes comparable to the bare coefficient, that is, when hydrodynamic effects become comparable to molecular ones. The estimates presented in the appendix show that reaching the regime where $\Delta\chi \gtrsim \chi$ is difficult to achieve with particle simulations. In nonlinear fluctuating hydrodynamics finite-volume solvers [14], one has the freedom to choose the various parameters so as to make the effect of advection by velocity fluctuations much more prominent, similarly to what is done in [58] using a two-dimensional lattice gas method. Experimentally, two-dimensional systems can be realized by using thin films, for example, liquid or liquid crystal films. In liquid films, however, velocity fluctuations below a certain cutoff wavenumber are suppressed because of the drag by the surrounding fluid, and therefore the diffusion enhancement saturates for systems much larger than the cutoff length scale [15].

5. Conclusions and future directions

The results of our particle simulations confirm that fluctuating hydrodynamics is a powerful tool for understanding transport at small scales. Our results conclusively demonstrate that the advection by thermal velocity fluctuations affects the mean transport in non-equilibrium finite systems and thus the advective nonlinearities, such as the term $(\delta c)(\delta \mathbf{v})$ in (5), ought to be retained in the equations of fluctuating hydrodynamics. We demonstrated explicitly that the correction to the bare or molecular transport coefficients due to the VACF tail [3], hydrodynamic interactions with periodic images of a given particle [51], and the contribution due to thermal fluctuations [16, 18] studied here, are all the same physical phenomenon simply calculated through different theoretical approaches, all of which are equivalent because of linearity. The advantage of fluctuating hydrodynamics is that it is simple and it can take into account the proper boundary conditions and exact geometry. Furthermore, other effects such as gravity [18], temperature variations [12] or time dependence [7, 15], can easily be included.

The resulting fluctuating hydrodynamic equations can be solved computationally using several existing techniques, such as Monte Carlo simulation [59], the lattice-Boltzmann method [60] or a finite-volume scheme [14, 31], [61]–[63]. It remains as a future challenge to verify the predictions of fluctuating hydrodynamics for the effect of fluctuations on diffusive transport in spatially non-uniform systems, either through particle simulations or laboratory experiments [15].

Renormalization has often been invoked as a way to fold the contribution from fluctuations into the effective transport coefficients. However, this only works in three dimensions for very large systems. In two dimensions, a macroscopic limit does not exist, and in three dimensions there are strong finite-size corrections even for systems with dimensions much larger than molecular scales. Theoretical modeling of finite systems at the nano- or microscale thus requires including nonlinear hydrodynamic fluctuations. However, a complete nonlinear theory has yet to be developed and requires detailed understanding of the role of large wavenumber cutoffs (regularizations) that are necessary to make the SPDEs well behaved. Furthermore, the proper physical and mathematical interpretation of other types of nonlinearities in (3), (6) and (7), notably the dependence of the transport coefficients and the stochastic forcing amplitude on the fluctuations, remain to be clarified. Future work should also study momentum and heat transfer in steady states, as well as time-dependent transport in systems that are far from equilibrium.

Acknowledgments

We are grateful to Masaharu Isobe for sharing his hard-disc MD data and helping us analyze it. We thank Berni Alder, Dorian Brogioli, Jonathan Goodman and Eric Vanden-Eijnden for informative discussions and helpful suggestions on improving this work. This work was supported in part by the DOE Applied Mathematics Program of the DOE Office of Advanced Scientific Computing Research under the US Department of Energy under contract no. DE-AC02-05CH11231.

Appendix: Estimates of the diffusion enhancement

It is instructive to do some scaling analysis of the order of magnitude of $\Delta\chi$ in realistic fluid systems. Following (15), the hydrodynamic contribution to the diffusion coefficient for a large three-dimensional system is estimated as

$$\Delta\chi \sim \frac{k_B T}{\rho(\chi + \nu)L_{\text{mol}}}. \quad (\text{A.1})$$

For gases, $\Delta\chi$ can be estimated by using Chapman–Enskog values for the transport coefficients for a hard-sphere gas with molecular collision diameter $\sigma \approx L_{\text{mol}}$, specifically, $\chi \sim \nu \sim (\rho\sigma^2)^{-1}\sqrt{mk_B T}$. For liquids, the Schmidt number is large, $S_c = \nu/\chi > 10^2$, and the Stokes–Einstein relation suggests that $\chi \sim k_B T/(\rho\nu\sigma)$. For both gases and liquids we get that $\Delta\chi/\chi \sim (n\sigma^3) \sim \phi$, where $n = \rho/m$ is the number density and ϕ is the packing fraction of the particles. We see from this estimate that the enhancement due to fluctuations is stronger for dense gases and is strongest for liquids.

However, the logarithmic divergence in (14) means that the contribution due to hydrodynamic fluctuations dominates for sufficiently large (quasi-) two-dimensional

systems, regardless of the density:

$$\frac{\Delta\chi}{\chi} \sim \frac{k_B T}{\rho\chi(\chi + \nu)L_z} \ln \frac{L_x}{L_{\text{mol}}} \sim (n\sigma^3) \frac{\sigma}{L_z} \ln \frac{L_x}{\sigma}. \quad (\text{A.2})$$

A glance at figure 6 shows that the enhancement we measured is only a few per cent of the kinetic theory value (for our DSMC simulations, $n\sigma^3 = 0.06$), and reaching the system width L_x , where $\Delta\chi \sim \chi$, is impractical with DSMC simulations at the present. In fact, for the parameters used in typical DSMC applications the enhancement of the transport coefficients relative to the Chapman–Enskog values is very small. Specifically, assuming an ideal hard-sphere gas collision model and taking $L_{\text{mol}} = \Delta x_c$, for a quasi-two-dimensional system of thickness $L_z = \lambda$ we obtain the estimate

$$\frac{\Delta\chi}{\chi} = \frac{16}{33\pi^2(n\lambda^3)} \ln N_x \approx (20N_\lambda)^{-1} \ln N_x,$$

where $N_\lambda = n\lambda^3$ is the number of particles per cubic mean free path and $N_x = L_x/\Delta x_c$ is the number of collision cells along the direction perpendicular to the gradient. In a typical DSMC simulation $N_\lambda \approx 100$, giving $\Delta\chi/\chi \approx 0.5 \times 10^{-3} \ln N_x$, which is less than 0.5% even for $N_x = 100$. While using molecular dynamics instead of DSMC allows one to reach larger densities and thus enlarge $\Delta\chi/\chi$, the regime in which $\Delta\chi \gtrsim \chi$ is difficult to access even using hard-disc MD [53] (see figure 8).

In this work we focused on the correlations between velocity and concentration fluctuations. Concentration fluctuations also have long-ranged self-correlations $\sim k^{-4}$ in the presence of a concentration gradient, see equation (9). Even though the enhancement of the concentration fluctuations is proportional to the square of the concentration gradient, a two-dimensional calculation [15] similar to one presented here (see equations (11) and (13)) leads to the remarkable result

$$\langle \delta c(\mathbf{r}, t) \delta c(\mathbf{r}, t) \rangle_{\text{neq}}^{(2D)} = \frac{3k_B T}{128\pi^3 \rho\chi(\chi + \nu)L_z} \left(\frac{L_x}{L_y} \right)^2 (\Delta c)^2,$$

where $\Delta c = (\nabla \bar{c})L_y$ is the macroscopic concentration variation. Assuming $L_x \sim L_y$, we thus obtain (cf equation (A.2))

$$\frac{\langle (\delta c)(\delta c) \rangle_{\text{neq}}^{(2D)}}{(\Delta c)^2} \sim \frac{k_B T}{\rho\chi(\chi + \nu)L_z} \sim (n\sigma^3) \frac{\sigma}{L_z},$$

where $n\sigma^3 \sim 1$ for liquids. We thus see that, for systems a few molecules thick, the non-equilibrium concentration fluctuations can become comparable to the deterministic variation. In this case we expect that a perturbative approach based on the linearized theory will not be applicable and the use of a nonlinear finite-volume solver will be indispensable.

References

- [1] Garcia A L, Malek Mansour M, Lie G C, Mareschal M and Clementi E, *Hydrodynamic fluctuations in a dilute gas under shear*, 1987 *Phys. Rev. A* **36** 4348
- [2] Mareschal M, Mansour M M, Sonnino G and Kestemont E, *Dynamic structure factor in a nonequilibrium fluid: A molecular-dynamics approach*, 1992 *Phys. Rev. A* **45** 7180
- [3] Dorfman J R, Kirkpatrick T R and Sengers J V, *Generic long-range correlations in molecular fluids*, 1994 *Annu. Rev. Phys. Chem.* **45** 213

- [4] Ortiz de Zarate J M and Sengers J V, *On the physical origin of long-ranged fluctuations in fluids in thermal nonequilibrium states*, 2004 *J. Stat. Phys.* **115** 1341
- [5] De Zarate J M O and Sengers J V, 2006 *Hydrodynamic Fluctuations in Fluids and Fluid Mixtures* (Amsterdam: Elsevier Science)
- [6] Vailati A and Giglio M, *Giant fluctuations in a free diffusion process*, 1997 *Nature* **390** 262
- [7] Vailati A and Giglio M, *Nonequilibrium fluctuations in time-dependent diffusion processes*, 1998 *Phys. Rev. E* **58** 4361
- [8] Brogioli D, Vailati A and Giglio M, *Universal behavior of nonequilibrium fluctuations in free diffusion processes*, 2000 *Phys. Rev. E* **61** 1
- [9] Vailati A, Cerbino R, Mazzoni S, Giglio M, Nikolaenko G, Takacs C J, Cannell D S, Meyer W V and Smart A E, *Gradient-driven fluctuations experiment: fluid fluctuations in microgravity*, 2006 *Appl. Opt.* **45** 2155
- [10] Crococo F, Brogioli D, Vailati A, Giglio M and Cannell D S, *Nondiffusive decay of gradient-driven fluctuations in a free-diffusion process*, 2007 *Phys. Rev. E* **76** 041112
- [11] Vailati A, Cerbino R, Mazzoni S, Takacs C J, Cannell D S and Giglio M, *Fractal fronts of diffusion in microgravity*, 2011 *Nat. Commun.* **2** 290
- [12] Takacs C J, Nikolaenko G and Cannell D S, *Dynamics of long-wavelength fluctuations in a fluid layer heated from above*, 2008 *Phys. Rev. Lett.* **100** 234502
- [13] Schmitz R, *Fluctuations in nonequilibrium fluids*, 1988 *Phys. Rep.* **171** 1
- [14] Donev A, Vanden-Eijnden E, Garcia A L and Bell J B, *On the accuracy of explicit finite-volume schemes for fluctuating hydrodynamics*, 2010 *Commun. Appl. Math. Comput. Sci.* **5** 149
- [15] Brogioli D, *Giant fluctuations in diffusion in freely-suspended liquid films*, 2011 arXiv:1103.4763
- [16] Bedeaux D and Mazur P, *Renormalization of the diffusion coefficient in a fluctuating fluid I*, 1974 *Physica* **73** 431
- [17] Mazur P and Bedeaux D, *Renormalization of the diffusion coefficient in a fluctuating fluid II*, 1974 *Physica* **75** 79
- [18] Brogioli D and Vailati A, *Diffusive mass transfer by nonequilibrium fluctuations: Fick's law revisited*, 2000 *Phys. Rev. E* **63** 12105
- [19] Donev A, Garcia A L, Fuente A de la and Bell J B, *Diffusive transport enhanced by thermal velocity fluctuations*, 2011 *Phys. Rev. Lett.* **106** 204501
- [20] Wood W W and Erpenbeck J J, *On the linearity of the self-diffusion process*, 1982 *J. Stat. Phys.* **27** 37
- [21] Batchelor G K, 1982 *The Theory of Homogeneous Turbulence* (Cambridge: Cambridge University Press)
- [22] Majda A J and Kramer P R, *Simplified models for turbulent diffusion: theory, numerical modelling, and physical phenomena*, 1999 *Phys. Rep.* **314** 237
- [23] Goldman E and Sirovich L, *Equations for gas mixtures*, 1967 *Phys. Fluids* **10** 1928
- [24] Struminskii V V and Shavaliyev M S, *Transport phenomena in multivelocitly, multitemperature gas mixtures*, 1986 *J. Appl. Math. Mech.* **50** 59
- [25] Landau L D and Lifshitz E M, 1959 *Fluid Mechanics (Course of Theoretical Physics vol 6)* (Oxford: Pergamon)
- [26] Bird G A, 1994 *Molecular Gas Dynamics and the Direct Simulation of Gas Flows* (Oxford: Clarendon)
- [27] Alexander F J and Garcia A L, *The direct simulation Monte Carlo method*, 1997 *Comput. Phys.* **11** 588
- [28] Gardiner C W, 2003 *Handbook of Stochastic Methods: for Physics, Chemistry and the Natural Sciences (Springer Series in Synergetics vol 13)* 3rd edn (Berlin: Springer)
- [29] van Kampen N G, 2007 *Stochastic Processes in Physics and Chemistry* 3rd edn (Amsterdam: Elsevier)
- [30] Español P, *Stochastic differential equations for non-linear hydrodynamics*, 1998 *Physica A* **248** 77
- [31] Bell J B, Garcia A and Williams S, *Computational fluctuating fluid dynamics*, 2010 *ESAIM: M2AN* **44** 1085
- [32] Kubo R, *The fluctuation-dissipation theorem*, 1966 *Rep. Prog. Phys.* **29** 255
- [33] Mazur P, *Fluctuating hydrodynamics and renormalization of susceptibilities and transport coefficients*, 1974 *Transport Phenomena (Springer Lecture Notes in Physics vol 31)* ed G Kirczenow and J Marro (Berlin: Springer) pp 389–414
- [34] Da Prato G, 2004 *Kolmogorov Equations for Stochastic PDEs* (Basel: Birkhauser)
- [35] Costantini G and Puglisi A, *Fluctuating hydrodynamics for dilute granular gases: a Monte Carlo study*, 2010 *Phys. Rev. E* **82** 11305
- [36] Donev A, Garcia A L and Alder B J, *A thermodynamically-consistent non-ideal stochastic hard-sphere fluid*, 2009 *J. Stat. Mech.* **P11008**
- [37] Rader D J, Gallis M A, Torczynski J R and Wagner W, *Direct simulation Monte Carlo convergence behavior of the hard-sphere-gas thermal conductivity for Fourier heat flow*, 2006 *Phys. Fluids* **18** 077102

- [38] Donev A, Garcia A L and Alder B J, *Stochastic hard-sphere dynamics for hydrodynamics of non-ideal fluids*, 2008 *Phys. Rev. Lett.* **101** 075902
- [39] Alexander F, Garcia A L and Alder B J, *Cell size dependence of transport coefficients in stochastic particle algorithms*, 1998 *Phys. Fluids* **10** 1540
Alexander F, Garcia A L and Alder B J, *Cell size dependence of transport coefficients in stochastic particle algorithms*, 2000 *Phys. Fluids* **12** 731 (erratum)
- [40] Garcia A L and Wagner W, *Time step truncation error in direct simulation Monte Carlo*, 2000 *Phys. Fluids* **12** 2621
- [41] Hadjiconstantinou N G, *Analysis of discretization in the direct simulation Monte Carlo*, 2000 *Phys. Fluids* **12** 2634
- [42] Tysanner M and Garcia A L, *Measurement bias of fluid velocity in molecular simulations*, 2004 *J. Comput. Phys.* **196** 173
- [43] Garcia A L, *Estimating hydrodynamic quantities in the presence of microscopic fluctuations*, 2006 *Commun. Appl. Math. Comput. Sci.* **1** 53
- [44] Alder B J and Wainwright T, *Decay of the velocity autocorrelation function*, 1970 *Phys. Rev. A* **1** 18
- [45] Widom A, *Velocity fluctuations of a hard-core brownian particle*, 1971 *Phys. Rev. A* **3** 1394
- [46] Dorfman J R and Cohen E G D, *Velocity-correlation functions in two and three dimensions. II. Higher density*, 1975 *Phys. Rev. A* **12** 292
- [47] Pomeau Y and Résibois P, *Time dependent correlation functions and mode-mode coupling theories*, 1975 *Phys. Rep.* **19** 63
- [48] Atzberger P J, *Velocity correlations of a thermally fluctuating Brownian particle: a novel model of the hydrodynamic coupling*, 2006 *Phys. Lett. A* **351** 225
- [49] Sokolovskii R O, Thachuk M and Patey G N, *Tracer diffusion in hard sphere fluids from molecular to hydrodynamic regimes*, 2006 *J. Chem. Phys.* **125** 204502
- [50] Heyes D M, Cass M J, Powles J G and Evans W A B, *Self-diffusion coefficient of the hard-sphere fluid: system size dependence and empirical correlations*, 2007 *J. Phys. Chem. B* **111** 1455
- [51] Yeh I C and Hummer G, *System-size dependence of diffusion coefficients and viscosities from molecular dynamics simulations with periodic boundary conditions*, 2004 *J. Phys. Chem. B* **108** 15873
- [52] Dunweg B and Kremer K, *Molecular dynamics simulation of a polymer chain in solution*, 1993 *J. Chem. Phys.* **99** 6983
- [53] Isobe M, *Long-time tail of the velocity autocorrelation function in a two-dimensional moderately dense hard-disk fluid*, 2008 *Phys. Rev. E* **77** 021201
- [54] Gass D M, *Enskog theory for a rigid disk fluid*, 1971 *J. Chem. Phys.* **54** 1898
- [55] Michaels I A and Oppenheim I, *Trilinear mode effects on transport coefficients*, 1975 *Physica A* **81** 522
- [56] Wainwright T E, Alder B J and Gass D M, *Decay of time correlations in two dimensions*, 1971 *Phys. Rev. A* **4** 233
- [57] Yuan H H H and Oppenheim I, *Transport in two dimensions. III self-diffusion coefficient at low densities*, 1978 *Physica A* **90** 561
- [58] Lowe C P and Frenkel D, *The super long-time decay of velocity fluctuations in a two-dimensional fluid*, 1995 *Physica A* **220** 251–60
- [59] Breuer H P and Petruccione F, *A stochastic approach to computational fluid dynamics*, 1992 *Contin. Mech. Thermodyn.* **4** 247
- [60] Dunweg B and Ladd A J C, *Lattice Boltzmann simulations of soft matter systems*, 2009 *Advanced Computer Simulation Approaches for Soft Matter Sciences* vol III, pp 89–166
- [61] De Fabritiis G, Serrano M, Delgado-Buscalioni R and Coveney P V, *Fluctuating hydrodynamic modeling of fluids at the nanoscale*, 2007 *Phys. Rev. E* **75** 026307
- [62] Voulgarakis N K and Chu J-W, *Bridging fluctuating hydrodynamics and molecular dynamics simulations of fluids*, 2009 *J. Chem. Phys.* **130** 134111
- [63] Español P, Anero J G and Zúñiga I, *Microscopic derivation of discrete hydrodynamics*, 2009 *J. Chem. Phys.* **131** 244117