

J.J. Brey J. Marro J. M. Rubí M. San Miguel (Eds.)

# 25 Years of Non-Equilibrium Statistical Mechanics

Proceedings of the XIII Sitges Conference,  
Held in Sitges, Barcelona, Spain,  
13-17 June 1994



Springer

physical research and teaching – quickly,  
or publication in this series should be  
related to each other. The contributions  
of papers already published or about to  
be published should provide a balanced  
presentation of the theme of the  
conference with enough motivation for a  
broad readership. (A listing of the  
proceedings could be added as an

the volume's editor(s) should submit  
a fairly accurate evaluation (e.g. a  
summary of abstracts). If, based on this information,  
the editor(s) will appear on the title  
page of the volume (as for a journal) when  
the manuscript and Springer-Verlag will normally  
decide on technical matters.

consultation with Springer-Verlag only after  
the authors' manuscripts in advance to  
the series editor will confirm the original  
concept discussed, if the quality of the  
final size of the manuscript does not  
allow the manuscript should be forwarded to  
the publisher (more than six months after the  
completion of the papers. Therefore, the volume's  
editor(s) should have them revised  
before the conference and have them revised  
before the conference to update their contributions if  
the editor(s) contributors about these points at an

introductory introduction accessible also to  
the contributions should be in English.  
correct use of language. At Springer-Verlag  
the standard style. Grave linguistic or technical  
errors. A conference report should not  
be achieved by a stricter selection of  
individual papers. Editors receive jointly 30  
reduced copies of their book at a reduced  
price. No royalty is paid on Lecture Notes  
but interest rather than by signing a formal

paper appropriate to the needs of the  
series of experience guarantee authors the  
price the technique of photographic  
reproduction shifts the main responsibility for  
the preparation of camera-ready manu-  
scripts. We therefore urge all authors and  
the quality of figures and halftones  
of the volumes already published.  
packages to format the text according to  
the offer, since the  
avoid mistakes and time-consuming  
editors should request special instructions  
for manuscripts not meeting the technical

Editorial Department II, Tiergartenstrasse

Editors

J. J. Brey  
Física Teórica, Fac. de Física  
University of Sevilla, Apdo. 1065  
E-41080 Sevilla, Spain

J. Marro  
Instituto Carlos I de Física Teórica y Computacional  
University of Granada  
E-18071 Granada, Spain

J. M. Rubí  
Dept. Física Fonamental  
University of Barcelona, Diagonal 647  
E-08028 Barcelona, Spain

M. San Miguel  
Dept. Física  
University of Illes Balears  
E-07071 Palma de Mallorca, Spain

Library of Congress Cataloging-in-Publication Data

25 years of non-equilibrium statistical mechanics : proceedings of the XIII Sitges Conference, held in Sitges, Barcelona, Spain, 13-17 June 1994 / J. Brey ... [et al.], eds.

p. cm. -- (Lecture notes in physics ; 445)

The Sitges Conference on Statistical Mechanics.

Includes bibliographical references.

ISBN 3-540-59158-3 (hard : alk. paper)

I. Statistical mechanics--Congresses. I. Brey, J., 1946-

II. Sitges Conference on Statistical Mechanics (13th : 1994)

III. Series.

QC174.7.A15 1995

530.1'3--dc20

95-34611  
CIP

ISBN 3-540-59158-3 Springer-Verlag Berlin Heidelberg New York

This work is subject to copyright. All rights are reserved, whether the whole or part of the material is concerned, specifically the rights of translation, reprinting, re-use of illustrations, recitation, broadcasting, reproduction on microfilms or in any other way, and storage in data banks. Duplication of this publication or parts thereof is permitted only under the provisions of the German Copyright Law of September 9, 1965, in its current version, and permission for use must always be obtained from Springer-Verlag. Violations are liable for prosecution under the German Copyright Law.

© Springer-Verlag Berlin Heidelberg 1995  
Printed in Germany

Typesetting: Camera-ready by the authors

SPIN: 10481070 55/3142-543210 - Printed on acid-free paper

The XIII Sitges Conference year of its foundation in 19 give an overview of the prev these years. Special empha equilibrium phenomena. It i with their collaboration and to make these conferences a end of this issue the most s memorative edition we ackr B. Alder, K. Binder, E.G.D. Feigenbaum, B.U. Felderhof. K. Kawasaki, J. Lebowitz, I Reiss, D. Sherrington, N. va others. They certainly cont give it a dimension of celebr

We wish to express our e vided financial support for t the Spanish Government, C versities of Barcelona and 2 city of Sitges for allowing u hall and for creating a very

We are also very gratefu who collaborated in the orga L.J. Boya and J. Biel for the raga, C. Miguel, and Drs. f the infrastructure and in th

Barcelona  
June 1995

# SIMULATION OF THE CONSISTENT BOLTZMANN EQUATION FOR HARD SPHERES AND ITS EXTENSION TO HIGHER DENSITIES

Francis J. Alexander, Alejandro L. Garcia\* and Berni J. Alder

Institute for Scientific Computing Research L-416  
Lawrence Livermore National Laboratory  
Livermore, California 94550

The direct simulation Monte Carlo method is modified with a post-collision displacement in order to obtain the hard sphere equation of state. This leads to consistent thermodynamic and transport properties in the low density regime. At higher densities, when the enhanced collision rate according to kinetic theory is introduced, the exact hard sphere equation of state is recovered, and the transport coefficients are comparable to those of the Enskog theory. The computational advantages of this scheme over hard sphere molecular dynamics are that it is significantly faster at low and moderate densities and that it is readily parallelizable.

## 1 Introduction

The direct simulation Monte Carlo (DSMC) method is a particle-based, numerical scheme for solving the nonlinear Boltzmann equation [1, 2, 3]. Rather than exactly calculating successive hard sphere (HS) collisions, as in molecular dynamics (MD) [4], DSMC generates collisions stochastically with scattering rates and post-collision velocity distributions determined from the kinetic theory of a dilute gas. DSMC encounters the usual inconsistency of the Boltzmann equation, namely, it yields the transport properties for a dilute gas of hard spheres of diameter  $\sigma$ , yet results in an *ideal gas* equation of state (implying  $\sigma = 0$ ) [5]. In this paper, a modification to DSMC is introduced which removes this inconsistency and, in fact, recovers the exact HS equation of state at *all* densities.

The DSMC method solves the Boltzmann equation by using a representative random sample drawn from the actual velocity distribution. In the simulation, the state of the system is given by the positions and velocities of particles,  $\{\mathbf{r}_i, \mathbf{v}_i\}$ . The system evolves in two steps, advection (or free streaming) and collision. In free streaming, particles are propagated for a time  $\Delta t$  as if they did not interact. In other words, their positions are updated to  $\mathbf{r}_i + \mathbf{v}_i \Delta t$ . Any particles that reach a boundary are reflected according to the boundary condition (e.g., specularly or diffusely).

\* Permanent Address: Department of Physics, San Jose State University, San Jose, CA 95192-0106.

After the advection step, collisions in the gas. Particle partners according to the collision kinetic theory. Conservation equations needed to determine conditions are selected stochastically. The post-collision relative velocity. The spatial "coarse-graining" slide by simply being located of the relative velocity between probability, even particles that

The DSMC scheme is on the mean collision time and path. Because each particle of molecules in the physical modeled by using as few as cubic mean free path [6]. A method may be found in Reference

The DSMC method was used to compute flows at high Knudsen number (length) [7]. The algorithm has been found to be in excellent agreement with molecular dynamics computations. It is equivalent to a Monte Carlo solution of the Boltzmann equation [3]. The DSMC method handles equilibrium fluctuations [12], chemically reacting flows, and hydrodynamics [15].

## 2 Non-ideal Gas DSMC

To obtain a consistent equation of state, it is necessary to include the extra steps experienced if they had collided in a three-dimensional system with two other particles. They collide with each other. They collide when they are close to each other. When they collide, the distance between them is small. In three dimensions this effect generalizes to

$$d = \frac{(\mathbf{v}'_1 - \mathbf{v}_1) \cdot \mathbf{d}}{|\mathbf{v}'_1 - \mathbf{v}_1|}$$

where the incoming velocities are  $\mathbf{v}_1$  and  $\mathbf{v}_2$  and the post-collisional velocities are  $\mathbf{v}'_1$  and  $\mathbf{v}'_2$ . Thus, particle 1 is displaced by  $-\mathbf{d}$ . See Figure 1 for an example.

# CONSISTENT FOR HARD COLLISION TO

by Berni J. Alder

modified with a post-collision  
equation of state. This leads to  
equations in the low density regime.  
equation according to kinetic the-  
ory of state is recovered, and the  
equation of the Enskog theory. The com-  
parison of molecular dynamics are  
equations and that it is readily

is a particle-based, numer-  
ical equation [1, 2, 3]. Rather than  
collisions, as in molecular dy-  
namics with scattering rates  
derived from the kinetic theory of a  
gas of the Boltzmann equation,  
equation of state of hard spheres of di-  
ameter  $\sigma$  (implying  $\sigma = 0$ ) [5]. In this  
equation removes this inconsistency  
equation at all densities.

equation by using a representative  
equation of state. In the simulation,  
equation and velocities of particles,  
equation (or free streaming) and  
equation for a time  $\Delta t$  as if they  
equation are updated to  $\mathbf{r}_i + \mathbf{v}_i \Delta t$ . Any  
equation violating the boundary condition

University of California, San Jose,

After the advection step, the particles are sorted into cells to evaluate the collisions in the gas. Particles within a cell are randomly selected as collision partners according to the collision probabilities derived from dilute hard sphere kinetic theory. Conservation of momentum and energy provide four of the six equations needed to determine the post-collision velocities. The remaining two conditions are selected stochastically with the assumption that the direction of the post-collision relative velocity is uniformly distributed on the unit sphere. The spatial "coarse-graining" of particles into cells allows two particles to collide by simply being located within the same cell. Since only the magnitude of the relative velocity between particles is used in determining their collision probability, even particles that are moving away from each other may collide.

The DSMC scheme is only accurate when the time step is a fraction of the mean collision time and the cell volume is a fraction of a cubic mean free path. Because each particle in the simulation represents an effective number of molecules in the physical system, macroscopic systems may be accurately modeled by using as few as  $10^4 - 10^5$  particles, with at least 20 particles per cubic mean free path [6]. A more detailed description of the standard DSMC method may be found in References [1] and [2].

The DSMC method was developed for use in rarefied gas dynamics to compute flows at high Knudsen number (ratio of mean free path to characteristic length) [7]. The algorithm has been thoroughly tested over the past 20 years and found to be in excellent agreement with both experimental data [8, 9] and molecular dynamics computations [10, 11]. Recently, it was proved that DSMC is equivalent to a Monte Carlo solution of an equation "close" to the Boltzmann equation [3]. The DSMC method has also been useful in the study of nonequilibrium fluctuations [12], chemically reacting systems [13, 14] and nanoscale hydrodynamics [15].

## 2 Non-ideal Gas DSMC

To obtain a consistent equation of state, DSMC must be modified in the collision step to include the extra separation,  $d$  ( $|d| = \sigma$ ), that the particles would have experienced if they had collided as hard spheres. Consider for simplicity a one-dimensional system with two hard rods of length  $\sigma$  initially traveling toward each other. They collide when their centers are a distance  $\sigma$  apart. After the collision, the distance between centers will be larger than the separation between similarly colliding point particles by a distance  $2\sigma$  [16]. For hard spheres in three dimensions this effect generalizes to a displacement,  $d$ :

$$\mathbf{d} = \frac{(\mathbf{v}'_1 - \mathbf{v}'_2) - (\mathbf{v}_1 - \mathbf{v}_2)}{|(\mathbf{v}'_1 - \mathbf{v}'_2) - (\mathbf{v}_1 - \mathbf{v}_2)|} \sigma = \frac{\mathbf{v}'_r - \mathbf{v}_r}{|\mathbf{v}'_r - \mathbf{v}_r|} \sigma, \quad (1)$$

where the incoming velocities of the colliding particles 1 and 2 are  $\mathbf{v}_1$  and  $\mathbf{v}_2$ , and the post-collisional velocities are  $\mathbf{v}'_1$  and  $\mathbf{v}'_2$  respectively;  $\mathbf{v}_r$  is the relative velocity. Thus, particle 1 is displaced by the vector distance  $\mathbf{d}$  and particle 2 by  $-\mathbf{d}$ . See Figure 1 for an example. In the low density limit the displacement

yields the correct second virial coefficient. The average projection of the velocity change onto the line connecting centers of colliding particles after displacement,  $\langle \mathbf{r}_{ij} \cdot \Delta \mathbf{v}_i \rangle$ , the virial, resulting from this procedure is that of hard spheres at all densities.

### 3 Dense Gas DSMC

If, in addition to the displacement,  $\mathbf{d}$ , the Boltzmann collision rate is scaled by the so-called  $Y$ -factor, the enhanced probability of a collision due to the volume occupied by the spheres, a model in the spirit of Enskog results [17]. This density dependent  $Y$  factor can be obtained from the HS equation of state as determined by Monte Carlo and MD simulations and expressed in the Padé form [18]

$$Y(n) = \frac{1 + 0.05556782b_2n + 0.01394451b_2^2n^2 - 0.0013396b_2^3n^3}{1 - 0.56943218b_2n + 0.08289011b_2^2n^2}, \quad (2)$$

where  $b_2 = (2/3)\pi\sigma^3$  is the HS second virial coefficient. Collisions within a cell are generated with a rate  $\Lambda(n^*) = Y(n^*)\Lambda_{00}(n^*)$ , where  $n^* = n\sigma^3$  is the reduced particle number density and  $\Lambda_{00}$  is the Boltzmann collision rate:

$$\Lambda_{00}(n) = 2N_c n \sigma^2 \sqrt{\pi k_B T / m}. \quad (3)$$

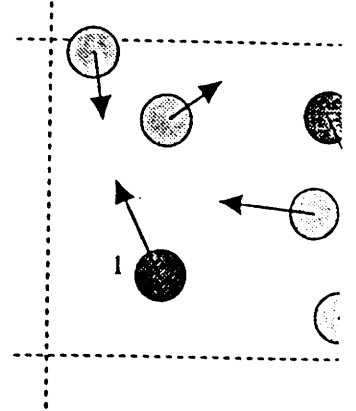
In this expression  $k_B$  is the Boltzmann constant, and  $T$  is the temperature,  $m$  is the particle mass and  $N_c$  is the number of particles in a given cell. In the Enskog approximation, the mean free path for a dense gas is  $\lambda = 1/(\sqrt{2}\pi n Y(n)\sigma^2)$  [17].

### 4 Computer Simulations

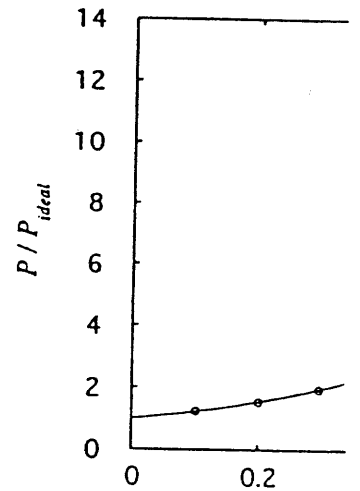
A series of computer simulations tested this model with the units determined by setting  $m = 1$ ,  $\sigma = 1$ , and  $k_B T = 1$ . The equilibrium pressure as a function of density can be determined from the virial and also by measuring the normal momentum transfer across a plane. Both procedures yield the HS equation of state within 1% for all densities (see Fig. 2) when the time step is less than 0.03 mean collision times. From the hydrodynamic expression for the direct scattering function,  $S(k, \omega)$ , [19], the sound speed obtained from the location of the Brillouin peak is in agreement with HS MD at low densities. At the higher densities, the Rayleigh and Brillouin peaks are not well separated, and accurate measurements of the sound speed cannot be made in this way. Furthermore, the radial distribution (pair correlation) function is that of a perfect gas so that the compressibility, as determined from the density fluctuations in a volume  $V$ ,  $\chi_T = \langle \delta n^2 \rangle V / k_B T n^2$  is that of a perfect gas and does not agree with  $\chi_T = (\partial \log n / \partial p)_T$  as obtained directly from the equation of state.

The self-diffusion coefficient,  $D$ , is measured using the Einstein relation,

$$D = \frac{1}{6t} \left\langle \frac{1}{N} \sum_i^N (\mathbf{r}_i(t) - \mathbf{r}_i(0))^2 \right\rangle, \quad (4)$$



— Figure 1. Schematic illustration.



— Figure 2. Pressure (norm: density for a time step of line is HS MD).

range projection of the velocity of particles after displacement, is that of hard spheres at all

ann collision rate is scaled by of a collision due to the volume Enskog results [17]. This density equation state as determined in the Padé form [18]

$$\frac{n^2 - 0.0013396b_2^3n^3}{289011b_2^2n^2}, \quad (2)$$

icient. Collisions within a cell where  $n^* = n\sigma^3$  is the reduced collision rate:

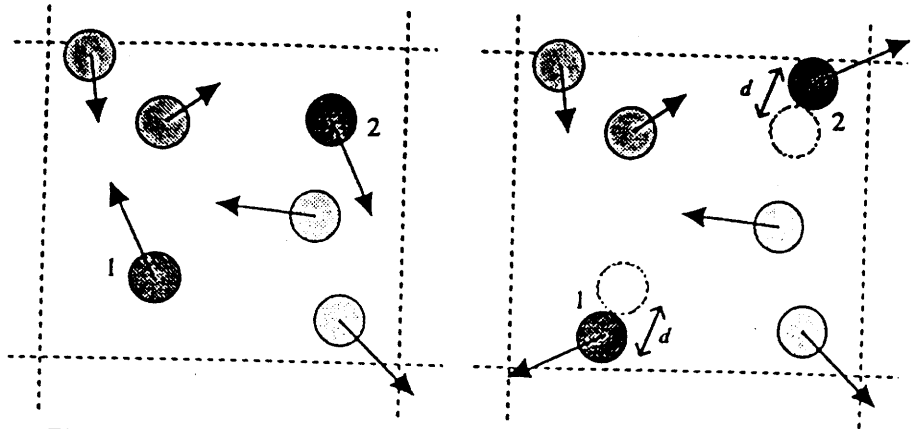
$$\frac{1}{m}. \quad (3)$$

and  $T$  is the temperature,  $m$  is in a given cell. In the Enskog is  $\lambda = 1/(\sqrt{2}\pi n Y(n)\sigma^2)$  [17].

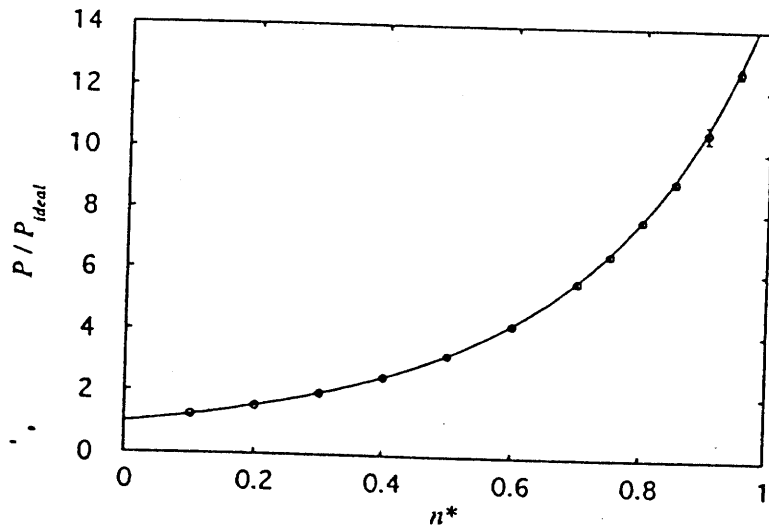
parallel with the units determined equilibrium pressure as a function also by measuring the normal stresses yield the HS equation of state when the time step is less than the mean free path. This is a microscopic expression for the direct pressure obtained from the location of particles at low densities. At the higher densities, particles are not well separated, and accurate results are obtained in this way. Furthermore, the results show that the pressure is that of a perfect gas so that the equation of state for density fluctuations in a volume  $V$ , does not agree with  $\chi_T = (\partial^2 \ln Z / \partial \mu^2)$  of state.

Using the Einstein relation,

$$\chi_T = (\partial^2 \ln Z / \partial \mu^2), \quad (4)$$



- Figure 1. Schematic illustration of the displacement occurring after a collision.



- Figure 2. Pressure (normalized by ideal gas pressure) as a function of number density for a time step of  $\Delta t = 0.04\lambda/\langle v \rangle$  and the cell width is  $\lambda$ . The solid line is HS MD.

where  $N$  is the number of particles in the system and  $t$  is the (long) time over which averages are taken. For densities up to  $n^* \approx 0.3$  there is good agreement (within 5%) with hard sphere MD and the Enskog self-diffusion prediction. However, at higher densities, the agreement fails because the post-collisional particle displacement  $d$  is of similar or larger magnitude than the mean free path. Also, as mentioned above, structural effects found at high densities in hard spheres are absent in this model and the backscattering events at these densities are not reproduced (i.e., there is no "caging").

The shear viscosity was measured by both equilibrium (Einstein relation and transverse current correlation function) and nonequilibrium (Poiseuille flow and relaxing velocity sine waves) techniques. For the thermal conductivity only the Einstein relation was used. The transport coefficients as functions of density are shown in Figures 3 and 4. For the shear viscosity, there is good agreement with both Enskog theory and HS MD at lower densities. At higher densities the measured shear viscosity shows better agreement with HS MD than does Enskog theory.

Poiseuille flows for various densities were generated in a channel by applying a constant external force on the particles parallel to the walls. At the walls, a thermal boundary condition was used; that is, particles colliding with a wall were emitted with a biased Maxwellian distribution at temperature  $T$ . The resulting velocity profile (See Figure 5) was fit assuming a parabolic form,

$$U(x) = \left(\frac{nF}{2\eta}\right)((L/2)^2 - x^2) + U_{slip}, \quad (5)$$

where  $U_{slip}$  is the slip velocity at the walls,  $F$  is the force applied to the fluid, and  $L$  is the channel width. As can be seen in Fig 3, the viscosity obtained in this way agrees with alternative methods.

The Einstein relation allows one to assess the separate contributions to the transport coefficients. In HS MD there are two ways to transfer momentum and energy, namely by streaming and collisions. The former, the kinetic transport, is due to the motion of the particle, while potential transport consists of momentum and energy being instantaneously transferred in a collision from the center of one sphere to the center of its collision partner. The shear viscosity and thermal conductivity may then be decomposed into three distinct parts: the kinetic, potential, and cross contributions [20]. These separate terms can also be determined from the Enskog theory of hard spheres [17].

In the model presented in this paper the kinetic contribution to the fluxes is the same as that for uncorrelated hard spheres as given by the Enskog theory. The collisional transport, however, has two parts: exchange between colliding particles (which are in the same cell) and post-collision displacement. The viscosity, for example, then has the form

$$\eta = \frac{m^2}{2V k_B T t} \left( \int_0^t \sum_i^N v_{xi}(s) v_{yi}(s) ds + \sum_{coll.pairs} (v'_{xi} - v_{xi}) y_{ij} \right) \quad (6)$$

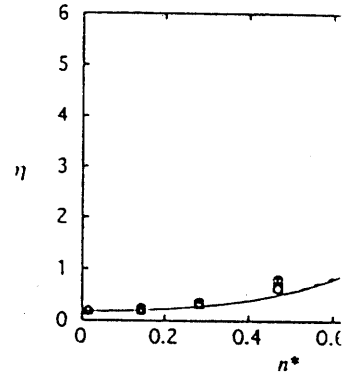


Figure 3. Viscosity versus relation (circles), transverse velocity sine wave decay (triangles), Enskog theory and the d

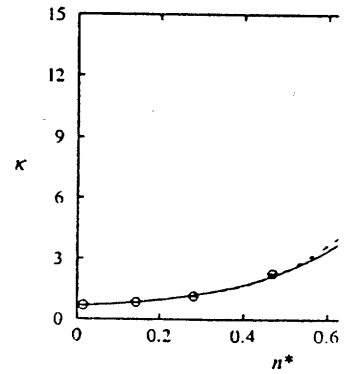


Figure 4. Thermal conductivity versus density. The Einstein relation (circles), the solid line is HS MD.

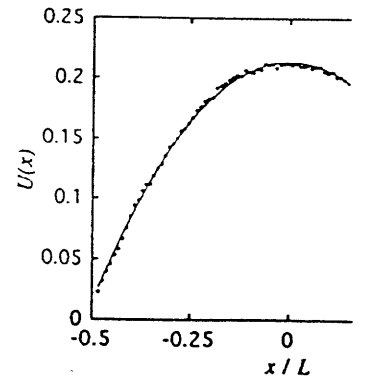


Figure 5. Velocity versus position. The solid line is the quadratic fit, the time step is  $\Delta t = 0.03$

and  $t$  is the (long) time over  $t > 0.3$  there is good agreement with the self-diffusion prediction. However, at the post-collisional particle separation is less than the mean free path. Also, at high densities in hard spheres the results obtained at these densities are not in equilibrium (Einstein relation and Poiseuille flow and thermal conductivity only the results are shown as functions of density and temperature, there is good agreement with the HS MD than does Enskog theory).

At higher densities the results are shown as functions of density and temperature, there is good agreement with the HS MD than does Enskog theory.

At higher densities the results are shown as functions of density and temperature, there is good agreement with the HS MD than does Enskog theory.

$$-U_{slip,1} \quad (5)$$

the force applied to the fluid, according to eq 3, the viscosity obtained in

separate contributions to the fluxes to transfer momentum and energy. In the former, the kinetic transport, the energy transport consists of momentum transferred in a collision from the partner. The shear viscosity is divided into three distinct parts: the three separate terms can also be written as [17].

The kinetic contribution to the fluxes is given by the Enskog theory. The energy exchange between colliding particles is a function of collision displacement. The vis-

$$\sum_{\text{coll.pairs}} (v'_{xi} - v_{xi})y_{ij} \quad (6)$$

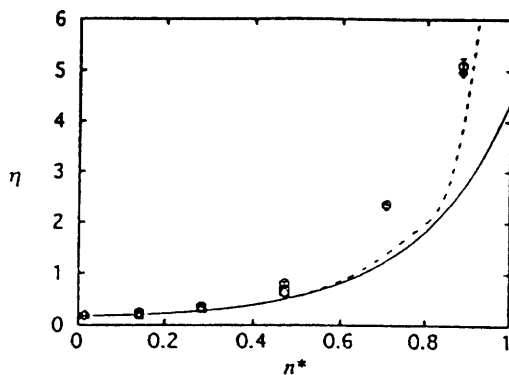


Figure 3. Viscosity versus number density as measured using the Einstein relation (circles), transverse current correlation function (diamonds), velocity sine wave decay (triangles) and Poiseuille flow (squares); the solid line is Enskog theory and the dashed line is HS MD.

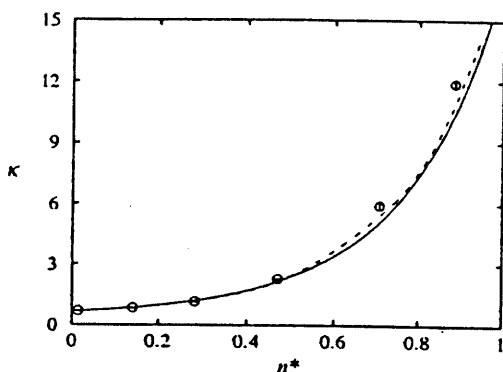


Figure 4. Thermal conductivity versus number density as measured using the Einstein relation (circles); the solid line is Enskog theory and the dashed line is HS MD.

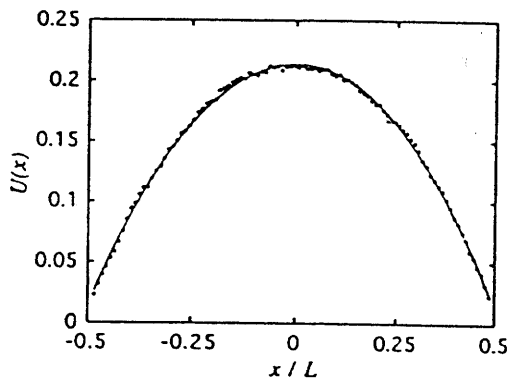


Figure 5. Velocity versus position in a channel of length  $L$  for  $n^* = 0.1414$ . The solid line is the quadratic fit of the data. The cell width is  $0.38\lambda$ , and the time step is  $\Delta t = 0.038\lambda/\langle v \rangle$ .



$$+ \sum_{\text{coll. pairs}} (v'_{xi}d_y - v'_{xj}d_y)^2, \quad (7)$$

where  $y_{ij}$  is the  $y$ -component of the distance between colliding particles  $i$  and  $j$  and  $d_y$  is the  $y$ -component of  $d$ . The first term accounts for the kinetic transport; the second term for the transfer of momentum over the distance separating colliding particles  $i$  and  $j$ , and the last term for the post-collision displacement. The second term in (5) corresponds to collisional momentum and energy transfer on a length scale on the order of a cell size. In both standard DSMC and its dense gas extension, the transport coefficients depend (weakly) on cell size  $\Delta y$ , yet this effect is small when  $\Delta y$  is less than the mean free path [21]. In the limit of cell size tending to zero, this "grid error" vanishes (since  $y_{ij} \rightarrow 0$ ). For all cases shown in Figure 3, the grid error was within the error bars of the measured transport coefficients.

Good agreement with Enskog theory is found for the kinetic and cross terms of the shear viscosity and thermal conductivity at all densities [22]. The potential term in the shear viscosity is about twice that predicted by the Enskog theory; for thermal conductivity the potential term was about 25% larger than the Enskog predicted value. A kinetic theory explanation for these differences between the Enskog model and the present model is in progress.

## 5 Efficiency

The model presented here runs with nearly the same efficiency as standard DSMC at low densities. The calculation of displacements and the use of the Y factor only increase the computational cost by one or two percent. At low densities, HS MD is inefficient because of the large number of possible collision partners within a neighborhood of a few mean free paths [23]. The number of operations per collision per particle with hard sphere dynamics grows as  $n^{-2}$  at low densities, while it is independent of density for DSMC. In comparison with a scalar hard spheres molecular dynamics code, the dense gas DSMC scheme runs two orders of magnitude faster for  $n^* = 0.01414$ . This advantage can be further enhanced by running on a parallel architecture [24].

At high densities, the dense gas DSMC method becomes inefficient compared with HS MD. The reason is that a cell the size of a mean free path, namely one which is roughly 1/10 of a HS diameter represents only a small fraction (1/1000) of a single hard sphere particle. Thus 20 million particles are required to represent 1000 HS particles, assuming 20 DSMC particles per cell. On a single processor computer, HS MD and dense gas DSMC are of comparable efficiency at  $n^* \approx 0.3$ , while on a massively parallel machine (with 1000 processors) this "break-even" density increases to  $n^* \approx 0.7$ .

## 6 Conclusions

In this paper a modification of the DSMC algorithm which extends the method to dense gases is described. Computer simulations of this method yielded the

equilibrium thermodynamic a for all properties good agreeer  $n^* = 0.3$ . Further exploratio number, and overall system s

Direct simulation Monte tion of hydrodynamic flows of Stokes solvers are inaccurate efi ed flows, the method's restr drawback. This dense gas ve. a variety of new problems, v moderate density as well. T high altitude flows and stron

## 7 Acknowledgments

We thank G. L. Eyink, A. J. ( number of very helpful discus of the Department of Energy Contract #W - 7405 - EN(

## References

1. G. A. Bird, *Molecular G* (Clarendon, Oxford, 1994)
2. A. L. Garcia, *Numerical l* wood Cliffs NJ, 1994).
3. W. Wagner, *J. Stat. Phys*
4. M.P. Allen and D.J. Tilde ford, 1987).
5. Modified collision rates ar properties of non-hard sph hard sphere model [1]. Ho of state. See also F. Baras. 3512 (1994).
6. M. A. Fallavollita, D. Ba (1993).
7. E.P. Muntz, *Ann. Rev. Fl*
8. D. A. Erwin, G. C. Pham-
9. D. C. Wadsworth, *Phys. l*
10. D. L. Morris, L. Hannon a
11. E. Salomons and M. Mare
12. M. Malek Mansour, A. L. 874 (1987).
13. S. M. Dunn and J. B. Anc
14. M. M. Mansour and F. Ba
15. F. J. Alexander, A. L. Ga

(7)

on colliding particles  $i$  and  $j$  for the kinetic transport; over the distance separating post-collision displacement. momentum and energy transfer through standard DSMC and its dependence (weakly) on cell size  $\Delta y$ , on free path [21]. In the limit  $\Delta y \rightarrow 0$  (since  $y_{ij} \rightarrow 0$ ). For all error bars of the measured

the kinetic and cross terms at low densities [22]. The potential energy is reduced by the Enskog theory; for densities 25% larger than the Enskog theory, these differences between the

same efficiency as standard DSMC. The use of the one or two percent. At low number of possible collision paths [23]. The number of collision paths grows as  $n^{-2}$  at low densities. In comparison with a standard DSMC scheme runs, this advantage can be further

becomes inefficient compared to standard DSMC, namely one or two percent. At low number of possible collision paths [23]. The number of collision paths grows as  $n^{-2}$  at low densities. In comparison with a standard DSMC scheme runs, this advantage can be further

which extends the method of this method yielded the

equilibrium thermodynamic and nonequilibrium transport properties. In general, for all properties good agreement was found with HS MD at densities less than  $n^* = 0.3$ . Further exploration of the effects of time step, spatial grid, effective number, and overall system size is necessary for more quantitative comparisons.

Direct simulation Monte Carlo has been a popular method for the simulation of hydrodynamic flows of high Knudsen number where conventional Navier-Stokes solvers are inaccurate. Since most DSMC applications have been in rarefied flows, the method's restriction to ideal gases has not been viewed as a major drawback. This dense gas version of DSMC will extend the method's utility to a variety of new problems, which involve not only very low density gases, but moderate density as well. These include the study of cold boundary layers in high altitude flows and strong shocks [25].

## 7 Acknowledgments

We thank G. L. Eyink, A. J. C. Ladd, M. Malek Mansour and M. Mareschal for a number of very helpful discussions. This work was carried out under the auspices of the Department of Energy at Lawrence Livermore National Laboratory under Contract #W-7405-ENG-48.

## References

1. G. A. Bird, *Molecular Gas Dynamics and the Direct Simulation of Gas Flows* (Clarendon, Oxford, 1994).
2. A. L. Garcia, *Numerical Methods for Physics*, Chapter 10 (Prentice Hall, Englewood Cliffs NJ, 1994).
3. W. Wagner, *J. Stat. Phys.* **66**, 1011 (1992).
4. M.P. Allen and D.J. Tildesley, *Computer Simulation of Liquids*, (Clarendon, Oxford, 1987).
5. Modified collision rates are commonly used in DSMC to reproduce the transport properties of non-hard sphere gases *e.g.*, the Maxwell molecule and Bird's variable hard sphere model [1]. However, these modifications retain the ideal gas equation of state. See also F. Baras, M. Malek Mansour and A.L. Garcia, *Phys. Rev. E* **49** 3512 (1994).
6. M. A. Fallavollita, D. Baganoff, and J. D. McDonald *J. Comp. Phys.* **109** 30 (1993).
7. E.P. Muntz, *Ann. Rev. Fluid Mech.* **21** 387 (1989).
8. D. A. Erwin, G. C. Pham-Van-Diep and E. P. Muntz, *Phys. Fluids A* **3** 697 (1991).
9. D. C. Wadsworth, *Phys. Fluids A* **5**, 1831 (1993).
10. D. L. Morris, L. Hannon and A. L. Garcia, *Phys. Rev. A* **46**, 5279 (1992).
11. E. Salomons and M. Mareschal, *Phys. Rev. Lett.* **69**, 269 (1992).
12. M. Malek Mansour, A. L. Garcia, G. C. Lie and E. Clementi, *Phys. Rev. Lett.* **58**, 874 (1987).
13. S. M. Dunn and J. B. Anderson *J. Chem. Phys.*, **99** 6607 (1993).
14. M. M. Mansour and F. Baras *Physica A*, **188** 253 (1992).
15. F. J. Alexander, A. L. Garcia and B. J. Alder *Phys. Fluids* (to appear) (1994).

16. Moving to contact, each point particle travels an extra distance  $\sigma/2$  (as compared with hard rods). Moving apart after the collision, each point particle must also travel an additional distance  $\sigma/2$ .
17. P. Resibois and M. De Leener, *Classical Kinetic Theory of Fluids*, (John Wiley and Sons, New York, 1977).
18. J. J. Erpenbeck and W. W. Wood, *J. Stat. Phys.* **35** 321 (1984); J. J. Erpenbeck and W. W. Wood, *J. Stat. Phys.* **40** 787 (1985).
19. B. J. Berne and R. Pecora *Dynamic Light Scattering*, Krieger Publ., Malabar, Fla. (1976).
20. B. J. Alder, D. M. Gass, and T. E. Wainwright, *J. Chem. Phys.* **53** 3813 (1970).
21. The relative magnitude of the grid error goes as  $(\Delta y/\lambda)^2$ ; this undesirable grid effect may be minimized by using a cell/subcell hierarchy [1].
22. The cross and potential contributions exclude the grid error (second term in (6)) and only count the post collisional displacement (third term in (6)).
23. M. Reed and K. Flurchick, *Comp. Phys. Comm.* **81** 56 (1994).
24. M. A. Fallavollita, J. D. McDonald and D. Baganoff, *Comp. Sci. Eng.* **3** 283 (1992).
25. A. Frezzotti and C. Sgarra, *J. Stat. Phys.* **73** 193 (1993).

## Over Two Deca Pers

Department of Physics at  
California

**Abstract:** Patterns are ubiquitous bifurcations, for instance from t varied. Their nature generally is tions of motion, and thus their . In the early 1970's, there was a community in chaos and pattern mentalists and theorists brought problems. Mostly in terms of hi some of the issues that have been applied, and some of the progress two-and-a-half decades since their present-day understanding of noi

## 1 Introduction

When a system is removed far will often undergo a transition spatial variation. We refer to is generally associated with n interest to physicists because which do not exist in linear sys

Another fascinating aspect of them have a universal char. tion may for instance be of phy mon features are encountered. verse fields as fluid mechanics, c